

U.S. Equity Capital Markets

Daily Market Update



Tuesday, October 31, 2017

Data as of 8:00 AM

Ipreo Daily Market Update



Priced Deals

Week of October 30, 2017

Initial Public Offerings This Week (0)

Issue Date	Issuer	Ticker	Sector	Domicile	Exchange	Bookrunners	Fin. Spons.	Filed Terms		Pricing Statistics				Performance Statistics		
								Last File Range (\$)	Last Offer Amt. (\$M)	Amt. + Over. (\$M)	Offer Price (\$)	Shrs. Offered	% Primary	Shoe Exer.	Last File/ Offer (%)	Offer/ Curr. (%)

No IPOs have priced so far this week

Follow-On Offerings This Week (1)

Issue Date	Issuer	Ticker	Sector	Domicile	Exchange	Bookrunners	Accel. Deal	Shelf Take.	Filed Terms		Pricing Statistics				Performance Statistics			
									Last File Range (\$)	Last Offer Amt. (\$M)	Amt. + Over. (\$M)	Offer Price (\$)	Shrs. Offered	% Primary	Shoe Exer.	Last Sale/ Offer (%)	Offer/ Curr. (%)	Last File/ Offer (%)
10/30/17	Corporate Office Properties Trust	OFC	REIT	United States	NYSE	WFC, BAML, JPM			31.95	255.6	248.0	31.00	8.0	100.0	-2.97	-	-2.97	
Total:											248.0					Average:	-2.97	-

Block Offerings This Week (0)

Issue Date	Issuer	Ticker	Sector	Domicile	Exchange	Bookrunners	Shelf Take.	Last Price (\$)	Pricing Statistics				Performance Stats	
									Amt. + Over. (\$M)	Offer Price (\$)	Shrs. Offered	% Primary	Shoe Exer.	Re-Off. Disc. (%)

No Blocks have priced this week

Equity-Related Offerings This Week (0)

Issue Date	Issuer	Ticker	Sector	Domicile	Exchange	Bookrunners	Talk		Pricing Statistics				Shoe Exer.	Maturity
							Coupon (%)	Premium (%)	Amt. + Over. (\$M)	Offer Price (\$)	Coupon (%)	Premium (%)		

No Converts have priced this week

Ipreo Daily Market Update

The Pipeline

Week of October 30, 2017

Expected Deals This Week and Next (16)

Expected Date	Issuer	Ticker	Type	Sector	Domicile	Exchange	Bookrunners	Filed Terms			Timeline	
								Curr. Amt. Filed (\$M)	Curr. Shrs. Filed (M)	Curr. File Price/Range	Initial File Date	Last Amend. File Date
10/30/17	TransUnion	TRU	FO	Industrials	United States	NYSE	MS, GS	395.4	7.5	52.47	10/30/17	-
10/31/17	Loma Negra Compania Industrial Argentina S.A.	LOMA	IPO	Industrials	Argentina	NYSE	BANCOBRA, CITI, HSBC, ITAU, BAML, MS	853.4	50.2	15 - 19	9/5/17	10/12/17
10/31/17	Altair Engineering Inc.	ALTR	IPO	Technology	United States	NASDAQ	JPM, RBC, DB, WBLAIR, CANACC	144.0	12.0	11 - 13	9/29/17	10/19/17
11/01/17	Evoqua Water Technologies Corp.	AQUA	IPO	Utilities	United States	NYSE	CS, JPM, RBC, CITI, GS	500.0	27.8	17 - 19	10/3/17	10/18/17
11/01/17	Funko, Inc.	FNKO	IPO	Consumer Goods	United States	NASDAQ	GS, JPM, BAML, PIPER, JEFFER	200.0	13.3	14 - 16	10/6/17	10/23/17
11/01/17	Allena Pharmaceuticals, Inc	ALNA	IPO	Healthcare	United States	NASDAQ	CS, JEFFER, COWEN	80.0	5.3	14 - 16	10/6/17	10/23/17
11/01/17	Spero Therapeutics, Inc.	SPRO	IPO	Healthcare	United States	NASDAQ	BAML, COWEN, STFL	75.0	5.0	14 - 16	10/6/17	10/23/17
11/01/17	Energy Hunter Resources, Inc.	EHR	IPO	Energy	United States	NASDAQ	STFL, BRILEY, FBR	43.5	4.8	8 - 10	10/24/16	10/23/17
11/02/17	Sentinel Energy Services Inc.	STNLU	IPO	Financials	United States	NASDAQ	CITI, GS, CS	300.0	30.0	10.00	9/22/17	10/26/17
11/02/17	Aquantia Corp.	AQ	IPO	Technology	United States	NYSE	MS, BRCLY, DB	75.0	6.8	10 - 12	10/6/17	10/23/17
11/07/17	Sogou Inc.	SOGO	IPO	Technology	China	NYSE	JPM, CS, GS, CICC	540.0	45.0	11 - 13	10/13/17	10/27/17
11/07/17	Metropolitan Bank Holding Corp.	MCB	IPO	Financials	United States	NYSE	JPM, STFL	100.8	3.1	31 - 34	10/4/17	10/27/17
11/07/17	Fireman B.V.	IFRX	IPO	Healthcare	Germany	NASDAQ	JPM, LEERINK, BMO	100.0	6.7	14 - 16	10/13/17	10/30/17
11/07/17	CBTX, Inc.	CBTX	IPO	Financials	United States	NASDAQ	STEPHENS, STFL	60.0	2.4	24 - 26	10/13/17	10/30/17
11/08/17	Four Seasons Education (Cayman) Inc.	FEDU	IPO	Consumer Services	China	NYSE	MS, CITI, CHINAREN	101.0	10.1	9 - 11	10/13/17	10/27/17
11/09/17	Bandwidth Inc.	BAND	IPO	Technology	United States	NASDAQ	MS, KEYBANC , RBAIRD	84.0	4.0	20 - 22	10/13/17	10/30/17
Total:								3,652.0				

* Bold text indicates a deal was initially filed or amended this week

Amended Filings This Week (0)

Amended Date	Issuer	Ticker	Type	Sector	Domicile	Exchange	Bookrunners	Filed Terms			Timeline	
								Curr. Amt. Filed (\$M)	Curr. Shrs. Filed (M)	Curr. File Price/Range	Initial File Date	Expected Date

No Amended Filings this week

Initial Filings This Week (0)

Filing Date	Issuer	Ticker	Type	Sector	Domicile	Exchange	Bookrunners	Filed Terms			Timeline
								Curr. Amt. Filed (\$M)	Curr. Shrs. Filed (M)	Curr. File Price/Range	Expected Date

No Initial Filings this week

Shelf Filings This Week (0)

Filing Date	Issuer	Ticker	Type	Sector	Domicile	Exchange	Type	Filed Terms		
								Curr. Amt. Filed (\$M)	Curr. Shrs. Filed (M)	Curr. File Price/Range

No Shelf Filings this week

Withdrawn or Postponed Deals This Week (0)

W/P Date	Issuer	Ticker	Type	Sector	Domicile	Exchange	Bookrunners	Filed Terms		
								Curr. Amt. Filed (\$M)	Curr. Shrs. Filed (M)	Reason

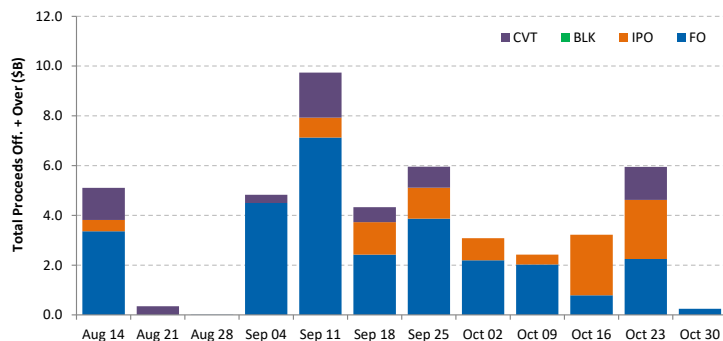
No Withdrawn or Postponed deals this week

Ipreo Daily Market Update

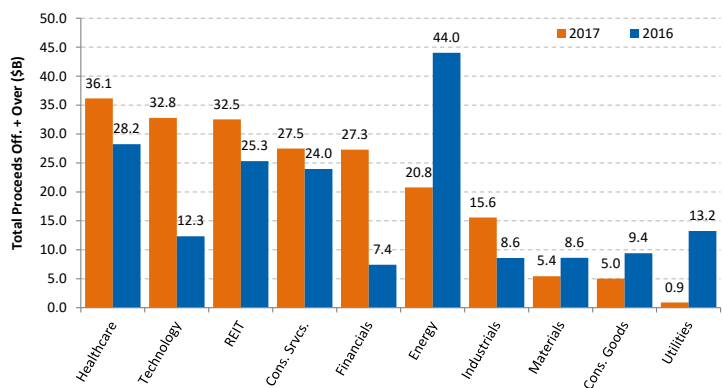
Market Summary

Week of October 30, 2017

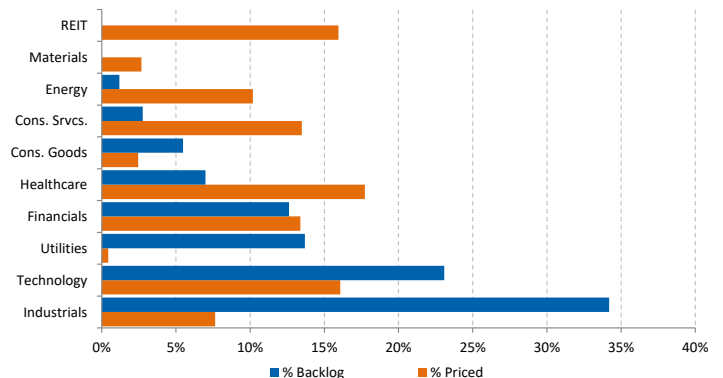
Trailing 12-Week US Proceeds by Deal Type



YoY Total US Issuance by Industry



YTD US Priced vs. Backlog



Market Summary

Major Indices	Last Close	1-Day (%)	1-Week (%)	1-Month (%)	1-Year (%)	YTD (%)
S&P 500	2,572.8	-0.32	0.31	2.12	20.99	14.92
Dow Jones	23,348.7	-0.36	0.32	4.21	28.56	18.15
NASDAQ	6,699.0	-0.03	1.70	3.13	29.07	24.44
Russell 2000	1,490.9	-1.15	-0.44	0.00	25.54	9.86
FTSE 100	7,487.8	-0.23	-0.49	1.56	7.03	4.83
DAX	13,229.6	0.09	1.74	3.12	23.68	15.23
Nikkei 225	22,011.7	0.01	1.45	8.13	26.17	15.16
Hang Seng	28,336.2	-0.36	0.11	2.84	23.44	28.80
Brazil Bovespa	74,800.3	-1.55	-0.81	0.68	16.32	24.20
Mexico IPC	48,855.3	-0.72	-1.40	-2.96	1.77	7.04

S&P 500 Sector Indices

Sector	Last Close	1-Day (%)	1-Week (%)	1-Month (%)	1-Year (%)	YTD (%)
Materials	369.0	-0.40	0.49	3.61	25.92	18.21
Financials	442.4	-0.48	0.22	3.11	34.85	14.46
Consumer Disc.	732.3	-0.39	1.43	2.07	18.18	13.04
Consumer Staples	542.0	-0.92	-2.27	-2.41	0.34	1.92
Energy	501.3	0.36	0.39	-1.08	-1.86	-9.60
Healthcare	939.9	-1.07	-2.89	-0.68	20.02	17.94
Industrials	607.8	-0.73	-1.17	0.56	23.16	12.95
Information Tech.	1,092.0	0.41	3.70	7.25	36.39	35.16
Telecom	147.8	-1.41	-3.59	-9.00	-6.40	-16.34
Utilities	279.2	0.02	0.27	3.81	13.53	13.12

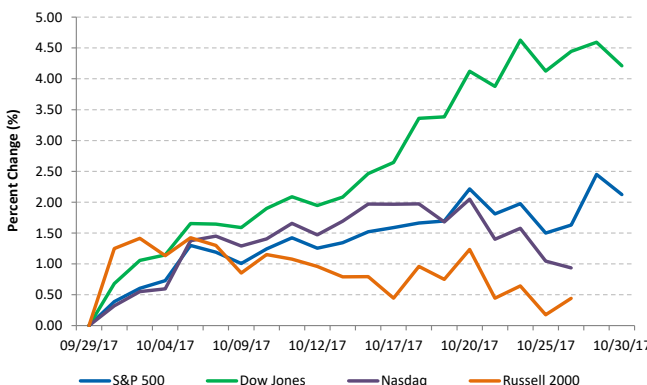
Commodities (NYMEX Front Month Contract)

Commodity	Last Close	1-Day (%)	1-Week (%)	1-Month (%)	1-Year (%)	YTD (%)
Gold	1,277.7	0.46	-0.25	-0.55	0.07	10.94
Silver	16.8	0.57	-1.34	1.03	-5.33	5.37
Copper	3.11	0.27	-2.38	5.31	41.87	24.21
Crude Oil	54.2	0.46	4.34	4.80	11.19	0.80
Natural Gas	3.0	0.07	-0.84	-1.36	-9.10	-19.49
Cotton	0.69	0.65	-1.55	0.28	-3.08	-2.85
Corn	3.49	0.00	-0.71	-1.83	-1.76	-0.92
Sugar	0.15	0.68	6.12	4.47	-33.53	-24.50
Wheat	4.25	-0.59	-2.75	-5.24	3.98	4.11

Major Currencies

Currency	USD	EUR	GBP	JPY	CAD	AUD
USD	1.000	0.860	0.757	113.255	1.284	1.304
EUR	1.163	1.000	0.881	131.728	1.494	1.517
GBP	1.320	1.135	1.000	149.525	1.696	1.722
JPY	0.009	0.008	0.007	1.000	0.011	0.012
CAD	0.779	0.669	0.590	88.184	1.000	1.016
AUD	0.767	0.659	0.581	0.985	0.985	1.000

Major US Indices 1-Month Trailing



Econ Calendar

Monday, October 30, 2017			
Indicator	Period	Expectation	Result
Personal Income	Sep	0.3%	0.4%
Personal Spending	Sep	0.8%	1.0%
PCE Prices	Sep	0.4%	0.4%
PCE Prices - Core	Sep	0.1%	0.1%

Tuesday, October 31, 2017

Indicator	Period	Expectation	Result
Employment Cost Index	Q3	0.6%	
Case-Schiller Home Price Index	Aug	5.9%	
Chicago PMI	Oct	61.0	
Consumer Confidence	Oct	121.5	

Wednesday, November 1, 2017

Indicator	Period	Expectation	Result
MBA Mortgage Applications	10/28	NA	
ADP Employment Change	Oct	215K	
ISM Index	Oct	58.8	
Construction Spending	Sep	-0.2%	
Crude Inventories	10/28	NA	
FOMC Rate Decision	Nov	1.125%	
Auto Sales	Oct	NA	
Truck Sales	Oct	NA	

Thursday, November 2, 2017

Indicator	Period	Expectation	Result
Challenger Job Cuts	Oct	NA	
Initial Claims	10/28	235K	
Continuing Claims	10/21	NA	
Productivity - Prel.	Q3	2.8%	
Unit Labor Costs	Q3	0.0%	
Natural Gas Inventories	10/28	NA	

Friday, November 3, 2017

Indicator	Period	Expectation	Result
Nonfarm Payrolls	Oct	300K	
Nonfarm Private Payrolls	Oct	307K	
Unemployment Rate	Oct	4.3%	
Avg. Hourly Earnings	Oct	0.1%	
Average Workweek	Oct	34.4	
Trade Balance	Sep	-\$43.5B	
ISM Services	Oct	58.5	
Factory Orders	Sep	NA	

Source: Briefing.com

About Ipreo Analytics

Ipreo Capital Markets Services is an outsourced consultative service that serves as an extension of your team, focused on providing research, intelligence and data on the capital markets. If you have any questions, please contact Ipreo Capital Markets at CapitalMarkets@ipreo.com or 855-288-5995.

All deal data provided by Ipreo's Equity Deals Database, a comprehensive U.S. equities deals database providing quick and accurate deal information.