

U.S. Equity Capital Markets

Daily Market Update



Monday, November 20, 2017

Data as of 8:00 AM

Ipreat Daily Market Update

Priced Deals

Week of November 20, 2017

Initial Public Offerings This Week (0)

Issue Date	Issuer	Ticker	Sector	Domicile	Exchange	Bookrunners	Fin. Spons.	Filed Terms		Pricing Statistics				Performance Statistics		
								Last File Range (\$)	Last Offer Amt. (\$M)	Amt. + Over. (\$M)	Offer Price (\$)	Shrs. Offered	% Primary	Shoe Exer.	Last Sale/ Offer (%)	Offer/ Curr. (%)

No IPOs have priced so far this week

Follow-On Offerings This Week (0)

Issue Date	Issuer	Ticker	Sector	Domicile	Exchange	Bookrunners	Accel. Deal	Shelf Take.	Filed Terms		Pricing Statistics				Performance Statistics		
									Last File Range (\$)	Last Offer Amt. (\$M)	Amt. + Over. (\$M)	Offer Price (\$)	Shrs. Offered	% Primary	Shoe Exer.	Last Sale/ Offer (%)	Offer/ Curr. (%)

No Follow-Ons have priced so far this week

Block Offerings This Week (0)

Issue Date	Issuer	Ticker	Sector	Domicile	Exchange	Bookrunners	Shelf Take.	Last Price (\$)	Pricing Statistics				Performance Stats	
									Amt. + Over. (\$M)	Offer Price (\$)	Shrs. Offered	% Primary	Shoe Exer.	Re-Off. Disc. (%)

No Blocks have priced this week

Equity-Related Offerings This Week (0)

Issue Date	Issuer	Ticker	Sector	Domicile	Exchange	Bookrunners	Talk		Pricing Statistics				Shoe Exer.	Maturity
							Coupon (%)	Premium (%)	Amt. + Over. (\$M)	Offer Price (\$)	Coupon (%)	Premium (%)		

No Converts have priced this week

Ipreo Daily Market Update



The Pipeline

Week of November 20, 2017

Expected Deals This Week and Next (1)

Expected Date	Issuer	Ticker	Type	Sector	Domicile	Exchange	Bookrunners	Filed Terms			Timeline	
								Curr. Amt. Filed (\$M)	Curr. Shrs. Filed (M)	Curr. File Price/Range	Initial File Date	Last Amend. File Date
w/k of 11/20/17	Seanergy Maritime Holdings Corp.	SHIP	FO	Financials	Greece	NASDAQ	MAXIM	5.7	6.0	0.95	10/20/17	11/15/17
Total:								5.7				

Amended Filings This Week (0)

Amended Date	Issuer	Ticker	Type	Sector	Domicile	Exchange	Bookrunners	Filed Terms			Timeline	
								Curr. Amt. Filed (\$M)	Curr. Shrs. Filed (M)	Curr. File Price/Range	Initial File Date	Expected Date
<i>No Amended Filings this week</i>												

Initial Filings This Week (0)

Filing Date	Issuer	Ticker	Type	Sector	Domicile	Exchange	Bookrunners	Filed Terms			Timeline
								Curr. Amt. Filed (\$M)	Curr. Shrs. Filed (M)	Curr. File Price/Range	Expected Date
<i>No Initial Filings this week</i>											

Shelf Filings This Week (0)

Filing Date	Issuer	Ticker	Type	Sector	Domicile	Exchange	Type	Filed Terms		
								Curr. Amt. Filed (\$M)	Curr. Shrs. Filed (M)	Curr. File Price/Range
<i>No Shelf Filings this week</i>										

Withdrawn or Postponed Deals This Week (0)

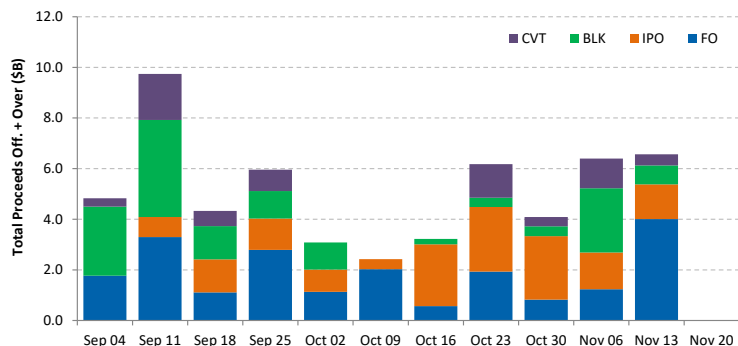
W/P Date	Issuer	Ticker	Type	Sector	Domicile	Exchange	Bookrunners	Filed Terms		
								Curr. Amt. Filed (\$M)	Curr. Shrs. Filed (M)	Reason
<i>No Withdrawn or Postponed deals this week</i>										

Ipreo Daily Market Update

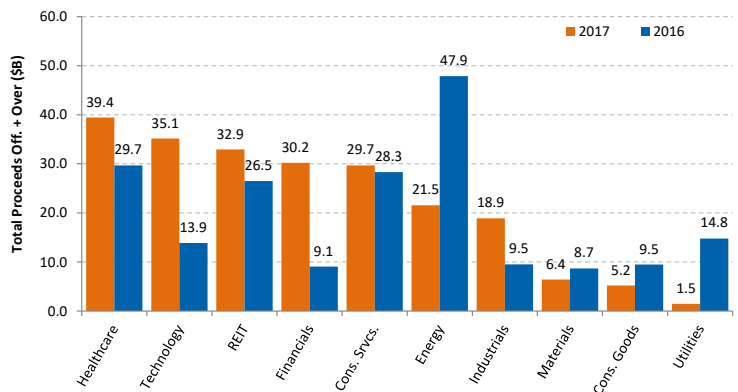
Market Summary

Week of November 20, 2017

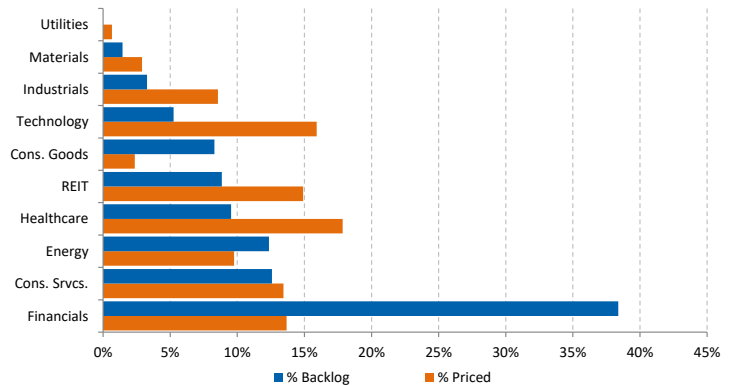
Trailing 12-Week US Proceeds by Deal Type



YoY Total US Issuance by Industry



YTD US Priced vs. Backlog



Market Summary

Major Indices	Last Close	1-Day (%)	1-Week (%)	1-Month (%)	1-Year (%)	YTD (%)
S&P 500	2,578.9	-0.26	-0.13	0.76	17.91	15.19
Dow Jones	23,358.2	-0.43	-0.27	1.57	23.56	18.19
NASDAQ	6,782.8	-0.15	0.47	2.40	27.16	26.00
Russell 2000	1,492.8	0.40	1.19	-0.31	14.00	10.00
FTSE 100	7,380.7	-0.08	-0.70	-1.80	8.62	3.33
DAX	12,993.7	-0.41	-1.02	-0.01	21.60	13.18
Nikkei 225	22,396.8	0.20	-1.25	4.97	25.38	17.17
Hang Seng	29,199.0	0.62	0.27	1.75	31.16	32.72
Brazil Bovespa	73,437.3	1.28	1.76	-3.63	22.87	21.93
Mexico IPC	47,857.1	0.23	-0.36	-4.55	6.54	4.85

S&P 500 Sector Indices

S&P 500 Sector Indices	Last Close	1-Day (%)	1-Week (%)	1-Month (%)	1-Year (%)	YTD (%)
Materials	364.6	0.11	0.17	0.08	20.34	16.80
Financials	433.4	-0.13	0.25	-0.12	18.03	12.12
Consumer Disc.	744.2	0.48	1.26	2.31	15.18	14.89
Consumer Staples	564.0	-0.41	0.97	0.66	8.65	6.05
Energy	496.3	0.43	-3.38	-1.92	-4.30	-10.49
Healthcare	938.9	-0.39	0.02	-2.39	15.45	17.81
Industrials	594.6	-0.48	-1.06	-2.74	12.56	10.51
Information Tech.	1,103.5	-0.67	-0.38	5.02	38.26	36.58
Telecom	145.2	0.65	0.81	-6.12	-8.08	-17.81
Utilities	281.8	-0.74	0.24	2.26	20.15	14.18

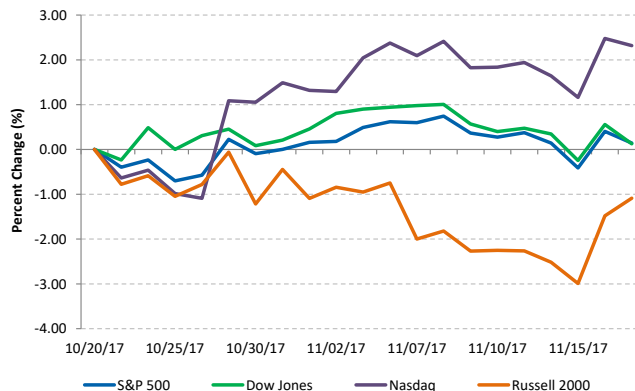
Commodities (NYMEX Front Month Contract)

Commodities	Last Close	1-Day (%)	1-Week (%)	1-Month (%)	1-Year (%)	YTD (%)
Gold	1,296.5	1.43	1.75	0.80	6.54	12.57
Silver	17.4	1.76	2.98	1.95	3.58	8.66
Copper	3.07	0.62	-0.29	-4.02	23.12	22.41
Crude Oil	56.7	2.85	-0.05	9.31	24.86	5.57
Natural Gas	3.1	1.44	-3.61	4.56	7.72	-15.93
Cotton	0.69	0.25	0.43	2.33	-4.40	-1.84
Corn	3.43	1.93	-0.15	-2.00	0.29	-2.56
Sugar	0.15	0.72	2.74	9.55	-23.99	-21.22
Wheat	4.27	1.36	-0.98	-1.73	6.02	4.72

Major Currencies

Major Currencies	USD	EUR	GBP	JPY	CAD	AUD
USD	1.000	0.848	0.753	112.120	1.276	1.321
EUR	1.180	1.000	0.889	132.256	1.505	1.559
GBP	1.327	1.125	1.000	148.828	1.694	1.754
JPY	0.009	0.008	0.007	1.000	0.011	0.012
CAD	0.784	0.664	0.590	87.856	1.000	1.035
AUD	0.757	0.642	0.570	0.966	0.966	1.000

Major US Indices 1-Month Trailing



Econ Calendar

Monday, November 20, 2017			
Indicator	Period	Expectation	Result
Leading Indicators	Oct	0.8%	

Tuesday, November 21, 2017			
Indicator	Period	Expectation	Result
Existing Home Sales	Oct	5.42M	

Wednesday, November 22, 2017			
Indicator	Period	Expectation	Result
MBA Mortgage Applications Index	11/18	N/A	
Initial Claims	11/18	239K	
Continuing Claims	11/11	N/A	
Durable Goods Orders	Oct	0.4%	
Durable Goods ex Transportation	Oct	0.5%	
Michigan Sentiment - Final	Nov	97.9	
Crude Inventories	11/18	N/A	
Natural Gas Inventories	11/18	N/A	

Thursday, November 23, 2017			
Indicator	Period	Expectation	Result
No Releases Scheduled			

Friday, November 24, 2017			
Indicator	Period	Expectation	Result
No Releases Scheduled			

Source: Briefing.com

About Ipreo Analytics

Ipreo Capital Markets Services is an outsourced consultative service that serves as an extension of your team, focused on providing research, intelligence and data on the capital markets. If you have any questions, please contact Ipreo Capital Markets at CapitalMarkets@ipreo.com or 855-288-5995.

All deal data provided by Ipreo's Equity Deals Database, a comprehensive U.S. equities deals database providing quick and accurate deal information.

