

U.S. Equity Capital Markets

Daily Market Update



Monday, December 4, 2017

Data as of 8:00 AM

Ipreo Daily Market Update

Priced Deals

Week of December 4, 2017

Initial Public Offerings This Week (0)

Issue Date	Issuer	Ticker	Sector	Domicile	Exchange	Bookrunners	Fin. Spons.	Filed Terms		Pricing Statistics				Performance Statistics		
								Last File Range (\$)	Last Offer Amt. (\$M)	Amt. + Over. (\$M)	Offer Price (\$)	Shrs. Offered	% Primary	Shoe Exer.	Last File/ Offer (%)	Offer/ Curr. (%)

No IPOs have priced so far this week

Follow-On Offerings This Week (0)

Issue Date	Issuer	Ticker	Sector	Domicile	Exchange	Bookrunners	Accel. Deal	Shelf Take.	Filed Terms		Pricing Statistics				Performance Statistics		
									Last File Range (\$)	Last Offer Amt. (\$M)	Amt. + Over. (\$M)	Offer Price (\$)	Shrs. Offered	% Primary	Shoe Exer.	Last Sale/ Offer (%)	Offer/ Curr. (%)

No Follow-Ons have priced so far this week

Block Offerings This Week (0)

Issue Date	Issuer	Ticker	Sector	Domicile	Exchange	Bookrunners	Shelf Take.	Last Price (\$)	Pricing Statistics				Performance Stats	
									Amt. + Over. (\$M)	Offer Price (\$)	Shrs. Offered	% Primary	Shoe Exer.	Re-Off. (%)

No Blocks have priced this week

Equity-Related Offerings This Week (0)

Issue Date	Issuer	Ticker	Sector	Domicile	Exchange	Bookrunners	Talk		Pricing Statistics				
							Coupon (%)	Premium (%)	Amt. + Over. (\$M)	Offer Price (\$)	Coupon (%)	Premium (%)	Shoe Exer.

No Converts have priced this week

Ipreo Daily Market Update

The Pipeline

Week of December 4, 2017

Expected Deals This Week and Next (5)

Expected Date	Issuer	Ticker	Type	Sector	Domicile	Exchange	Bookrunners	Filed Terms			Timeline	
								Curr. Amt. Filed (\$M)	Curr. Shrs. Filed (M)	Curr. File Price/Range	Initial File Date	Last Amend. File Date
12/06/17	Odonate Therapeutics, Inc.	ODT	IPO	Healthcare	United States	NASDAQ	GS, JEFFER, COWEN	149.9	5.9	24 - 27	11/13/17	11/27/17
12/06/17	Quanterix Corp.	QTRX	IPO	Healthcare	United States	NASDAQ	JPM, LEERINK, COWEN	50.1	3.3	14 - 16	11/9/17	11/27/17
12/07/17	Denali Therapeutics Inc.	DNLI	IPO	Healthcare	United States	NASDAQ	GS, MS, JPM, EVERCORE	150.0	8.3	17 - 19	11/13/17	11/27/17
12/07/17	Luther Burbank Corporation	LBC	IPO	Financials	United States	NASDAQ	STFL, SANDLER	130.5	11.4	10.50 - 12.50	11/9/17	11/27/17
12/12/17	Adial Pharmaceuticals, Inc.	ADIL	IPO	Healthcare	United States	NASDAQ	GUNNAR	14.0	1.4	9 - 11	9/6/17	11/22/17
Total:								494.6				

Amended Filings This Week (3)

Amended Date	Issuer	Ticker	Type	Sector	Domicile	Exchange	Bookrunners	Filed Terms			Timeline	
								Curr. Amt. Filed (\$M)	Curr. Shrs. Filed (M)	Curr. File Price/Range	Initial File Date	Expected Date
12/4/17	Casa Systems, Inc	CASA	IPO	Consumer Services	United States	NASDAQ	MS, BRCLY	134.4	8.4	15 - 17	11/17/17	To be ann.
12/4/17	Industrial Logistics Properties Trust	ILPT	IPO	REIT	United States	NASDAQ	UBS, CITI, RBC, MS, WFC	100.0	-	-	11/21/17	To be ann.
12/4/17	Seanergy Maritime Holdings Corp.	SHIP	FO	Financials	Greece	NASDAQ	MAXIM, SEAGRP	12.7 ↓	12.0 ↓	1.06 ↓	10/20/17	To be ann.
Total:								247.1				

Initial Filings This Week (0)

Filing Date	Issuer	Ticker	Type	Sector	Domicile	Exchange	Bookrunners	Filed Terms			Timeline
								Curr. Amt. Filed (\$M)	Curr. Shrs. Filed (M)	Curr. File Price/Range	Expected Date
<i>No Initial Filings this week</i>											

Shelf Filings This Week (0)

Filing Date	Issuer	Ticker	Type	Sector	Domicile	Exchange	Type	Filed Terms		
								Curr. Amt. Filed (\$M)	Curr. Shrs. Filed (M)	Curr. File Price/Range
<i>No Shelf Filings this week</i>										

Withdrawn or Postponed Deals This Week (0)

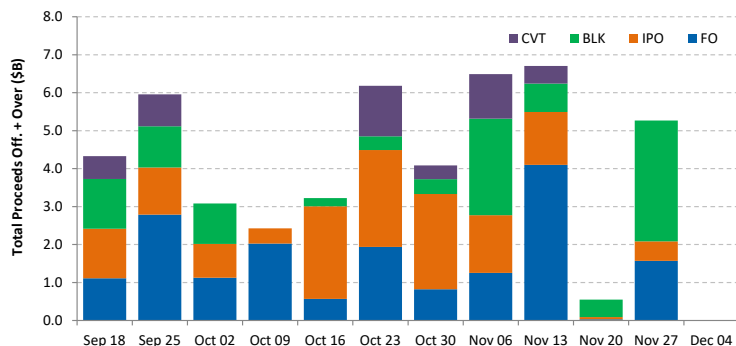
W/P Date	Issuer	Ticker	Type	Sector	Domicile	Exchange	Bookrunners	Filed Terms		
								Curr. Amt. Filed (\$M)	Curr. Shrs. Filed (M)	Reason
<i>No Withdrawn or Postponed deals this week</i>										

Ipreo Daily Market Update

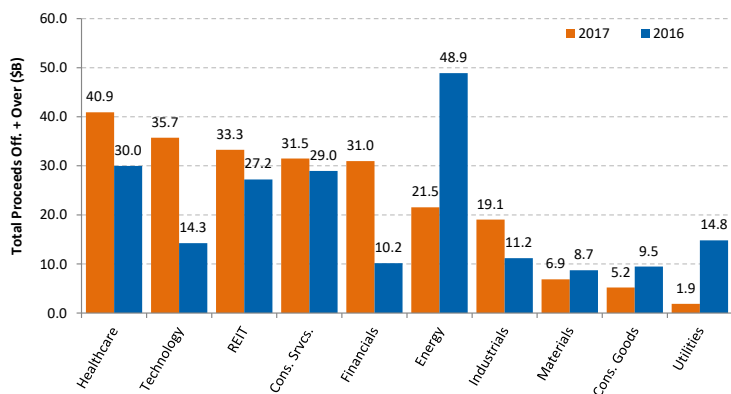
Market Summary

Week of December 4, 2017

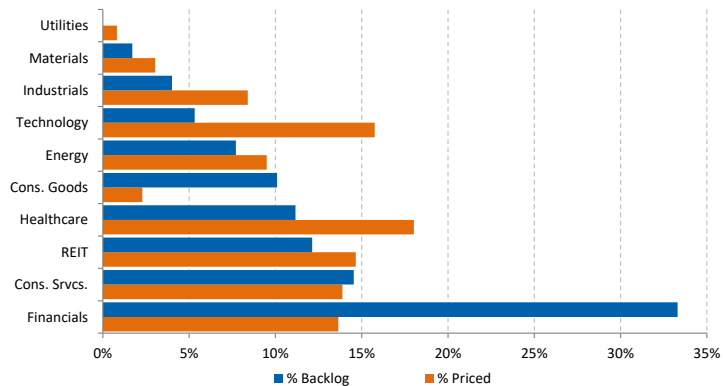
Trailing 12-Week US Proceeds by Deal Type



YoY Total US Issuance by Industry



YTD US Priced vs. Backlog



Market Summary

Major Indices	Last Close	1-Day (%)	1-Week (%)	1-Month (%)	1-Year (%)	YTD (%)
S&P 500	2,642.2	-0.20	1.53	2.44	20.59	18.02
Dow Jones	24,231.6	-0.17	2.86	3.40	26.26	22.61
NASDAQ	6,847.6	-0.38	-0.60	1.95	30.40	27.20
Russell 2000	1,537.0	-0.46	1.18	2.96	16.99	13.26
FTSE 100	7,300.5	-0.36	-1.47	-2.50	8.11	2.21
DAX	12,861.5	-1.25	-1.52	-4.49	22.09	12.02
Nikkei 225	22,819.0	0.41	1.19	1.78	23.26	19.38
Hang Seng	29,074.2	-0.35	-2.65	1.68	27.08	32.15
Brazil Bovespa	72,264.5	0.41	-2.55	-2.11	21.44	19.99
Mexico IPC	47,265.3	0.37	-1.41	-2.21	5.30	3.55

S&P 500 Sector Indices

S&P 500 Sector Indices	Last Close	1-Day (%)	1-Week (%)	1-Month (%)	1-Year (%)	YTD (%)
Materials	369.3	-0.85	0.39	-0.71	18.16	18.29
Financials	456.6	0.22	5.16	3.26	20.57	18.13
Consumer Disc.	767.9	0.01	2.08	4.84	18.30	18.54
Consumer Staples	577.5	0.24	2.36	5.36	12.50	8.59
Energy	513.3	0.80	2.68	0.94	-6.01	-7.42
Healthcare	961.9	-0.18	1.81	2.30	22.36	20.70
Industrials	619.4	-1.17	2.93	2.39	14.59	15.11
Information Tech.	1,100.2	-0.57	-2.02	0.29	41.47	36.18
Telecom	157.7	0.43	6.71	6.84	-3.78	-10.72
Utilities	284.5	-0.35	0.89	2.42	21.72	15.26

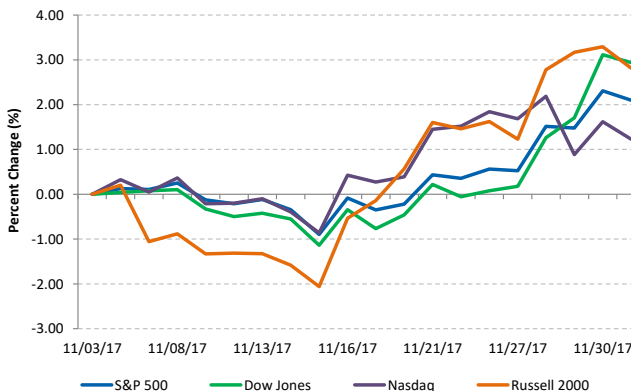
Commodities (NYMEX Front Month Contract)

Commodities	Last Close	1-Day (%)	1-Week (%)	1-Month (%)	1-Year (%)	YTD (%)
Gold	1,282.3	0.44	-0.39	0.39	9.89	11.34
Silver	16.4	-0.52	-3.55	-4.59	-0.24	2.50
Copper	3.09	0.93	-2.41	-1.59	17.52	23.43
Crude Oil	58.4	1.67	-1.00	7.48	14.30	8.64
Natural Gas	3.1	1.19	4.97	5.81	-12.67	-16.91
Cotton	0.73	0.65	1.88	7.50	3.36	3.72
Corn	3.59	0.84	4.82	3.02	8.14	1.92
Sugar	0.15	-0.66	-3.04	2.53	-22.62	-23.22
Wheat	4.39	1.27	0.86	4.90	18.04	7.48

Major Currencies

Major Currencies	USD	EUR	GBP	JPY	CAD	AUD
USD	1.000	0.843	0.745	112.900	1.270	1.316
EUR	1.186	1.000	0.883	133.850	1.505	1.560
GBP	1.343	1.133	1.000	151.619	1.705	1.767
JPY	0.009	0.007	0.007	1.000	0.011	0.012
CAD	0.788	0.664	0.586	88.921	1.000	1.037
AUD	0.760	0.641	0.566	0.965	0.965	1.000

Major US Indices 1-Month Trailing



Econ Calendar

Monday, December 4, 2017

Indicator	Period	Expectation	Result
Factory Orders	Oct	-0.4%	

Tuesday, December 5, 2017

Indicator	Period	Expectation	Result
Trade Balance	Oct	-\$47.4B	
ISM Services	Nov	59.3	

Wednesday, December 6, 2017

Indicator	Period	Expectation	Result
MBA Mortgage Index	12/02	NA	
ADP Employment Change	Nov	190K	
Productivity Rev	Q3	3.3%	
Unit Labor Costs-Rev.	Q3	0.2%	
Crude Inventories	12/02	NA	

Thursday, December 7, 2017

Indicator	Period	Expectation	Result
Challenger Job Cuts	Nov	NA	
Initial Claims	12/02	240K	
Continuing Claims	11/24	NA	
Natural Gas Inventories	12/02	NA	
Consumer Credit	Oct	\$17.0B	

Friday, December 8, 2017

Indicator	Period	Expectation	Result
Nonfarm Payrolls	Nov	190K	
Nonfarm Private Payrolls	Nov	170K	
Unemployment Rate	Nov	4.1%	
Avg. Hourly Earnings	Nov	0.3%	
Average Workweek	Nov	34.4	
Wholesale Inventories	Oct	-0.4%	
Mich Sentiment-Prelim	Dec	98.8	

Source: Briefing.com

About Ipreo Analytics

Ipreo Capital Markets Services is an outsourced consultative service that serves as an extension of your team, focused on providing research, intelligence and data on the capital markets. If you have any questions, please contact Ipreo Capital Markets at CapitalMarkets@ipreo.com or 855-288-5995.

All deal data provided by Ipreo's Equity Deals Database, a comprehensive U.S. equities deals database providing quick and accurate deal information.

