

U.S. Equity Capital Markets

Daily Market Update



Monday, January 22, 2018

Data as of 8:00 AM

Ipreo Daily Market Update

Priced Deals



Week of January 22, 2018

Initial Public Offerings This Week (0)

Issue Date	Issuer	Ticker	Sector	Domicile	Exchange	Bookrunners	Fin. Spons.	Filed Terms		Pricing Statistics				Performance Statistics		
								Last File Range (\$)	Last Offer Amt. (\$M)	Amt. + Over. (\$M)	Offer Price (\$)	Shrs. Offered	% Primary	Shoe Exer.	Last File/ Offer (%)	Offer/ Curr. (%)

No IPOs have priced so far this week

Follow-On Offerings This Week (0)

Issue Date	Issuer	Ticker	Sector	Domicile	Exchange	Bookrunners	Accel. Deal	Shelf Take.	Filed Terms		Pricing Statistics				Performance Statistics		
									Last File Range (\$)	Last Offer Amt. (\$M)	Amt. + Over. (\$M)	Offer Price (\$)	Shrs. Offered	% Primary	Shoe Exer.	Last Sale/ Offer (%)	Offer/ Curr. (%)

No Follow-Ons have priced so far this week

Block Offerings This Week (0)

Issue Date	Issuer	Ticker	Sector	Domicile	Exchange	Bookrunners	Shelf Take.	Last Price (\$)	Pricing Statistics				Performance Stats	
									Amt. + Over. (\$M)	Offer Price (\$)	Shrs. Offered	% Primary	Shoe Exer.	Re-Off. (%)

No Blocks have priced this week

Equity-Related Offerings This Week (0)

Issue Date	Issuer	Ticker	Sector	Domicile	Exchange	Bookrunners	Talk		Pricing Statistics				
							Coupon (%)	Premium (%)	Amt. + Over. (\$M)	Offer Price (\$)	Coupon (%)	Premium (%)	Shoe Exer.

No Converts have priced this week

Ipreo Daily Market Update

The Pipeline

Week of January 22, 2018

Expected Deals This Week and Next (14)

Expected Date	Issuer	Ticker	Type	Sector	Domicile	Exchange	Bookrunners	Filed Terms			Timeline	
								Curr. Amt. Filed (\$M)	Curr. Shrs. Filed (M)	Curr. File Price/Range	Initial File Date	Last Amend. File Date
w/k of 01/22/18	Eyenovia, Inc.	EYEN	IPO	Healthcare	United States	NASDAQ	LADENBURG, ROTH	30.0	2.7	10 - 12	12/19/17	1/8/18
01/23/18	PagSeguro Digital Ltd.	PAGS	IPO	Technology	Brazil	NYSE	GS, MS, BAML, BANCOCBRA, CS, DB, JPM, ITAU	1,750.0	92.1	17.50 - 20.50	12/26/17	1/9/18
01/23/18	Entera Bio Ltd.	ENTX	IPO	Healthcare	Israel	NASDAQ	OPPEN	55.0	5.0	10 - 12	11/9/17	1/5/18
01/24/18	Gates Industrial Corporation plc	GTES	IPO	Industrials	United States	NYSE	CITI, MS, UBS, BRCLY, CS, GS, RBC	750.8	38.5	18 - 21	12/27/17	1/12/18
01/24/18	Solid Biosciences Inc.	SLDB	IPO	Healthcare	United States	NASDAQ	JPM, GS, LEERINK	100.1	5.9	16 - 18	12/29/17	1/16/18
01/24/18	Menlo Therapeutics, Inc.	MNLO	IPO	Healthcare	United States	NASDAQ	JEFFER, PIPER, GUGGEN	85.0	5.7	14 - 16	12/28/17	1/12/18
01/24/18	ProLung Inc.	LUNG	IPO	Healthcare	United States	NASDAQ	MAXIM, AEGIS	7.0	0.9	7 - 8	8/4/17	11/28/17
01/25/18	PlayAGS, Inc.	AGS	IPO	Consumer Services	United States	NYSE	CS, DB, JEFFER, MACQUARIE, BAML, CITI, STFL, SUNTCAP, NOMURA	174.3	10.3	16 - 18	12/19/17	1/16/18
01/25/18	ARMO BioSciences, Inc.	ARMO	IPO	Healthcare	United States	NASDAQ	JEFFER, LEERINK, BMO	100.0	6.7	14 - 16	12/29/17	1/16/18
01/25/18	resTORbio, Inc.	TORC	IPO	Healthcare	United States	NASDAQ	BAML, LEERINK, EVERCORE, WEDBUSH	85.0	5.7	14 - 16	12/29/17	1/16/18
01/25/18	Adial Pharmaceuticals, Inc.	ADIL	IPO	Healthcare	United States	NASDAQ	GUNNAR	14.0	1.4	9 - 11	9/6/17	11/22/17
01/31/18	Hudson Ltd.	HUD	IPO	Consumer Services	United Kingdom	NYSE	CS, MS, UBS, BAML, GS	788.4	39.4	19 - 21	11/14/17	1/19/18
01/31/18	Corporación América Airports S.A.	CAAP	IPO	Industrials	Luxembourg	NYSE	OPPEN, BAML, CITI, GS	600.0	28.6	19 - 23	12/5/17	1/16/18
02/01/18	Blink Charging Co.	BLNK	FO	Consumer Services	United States	NASDAQ	GUNNAR	20.0	4.6	-	11/4/16	1/9/18
Total:								4,559.5				

Amended Filings This Week (1)

Amended Date	Issuer	Ticker	Type	Sector	Domicile	Exchange	Bookrunners	Filed Terms			Timeline	
								Curr. Amt. Filed (\$M)	Curr. Shrs. Filed (M)	Curr. File Price/Range	Initial File Date	Expected Date
1/22/18	VICI Properties Inc.	VICI	IPO	REIT	United States	NYSE	MS, GS, BAML, BRCLY, CITI, DB	1,000.0	50.0	19 - 21	12/11/17	To be ann.
Total:								1,000.0				

Initial Filings This Week (1)

Filing Date	Issuer	Ticker	Type	Sector	Domicile	Exchange	Bookrunners	Filed Terms			Timeline
								Curr. Amt. Filed (\$M)	Curr. Shrs. Filed (M)	Curr. File Price/Range	Expected Date
1/22/18	Athenex, Inc.	ATNX	FO	Healthcare	United States	NASDAQ	DB, RBC	74.5	4.3	17.33	To be ann.
Total:								74.5			

Shelf Filings This Week (0)

Filing Date	Issuer	Ticker	Type	Sector	Domicile	Exchange	Type	Filed Terms		
								Curr. Amt. Filed (\$M)	Curr. Shrs. Filed (M)	Curr. File Price/Range
No Shelf Filings this week										

Withdrawn or Postponed Deals This Week (0)

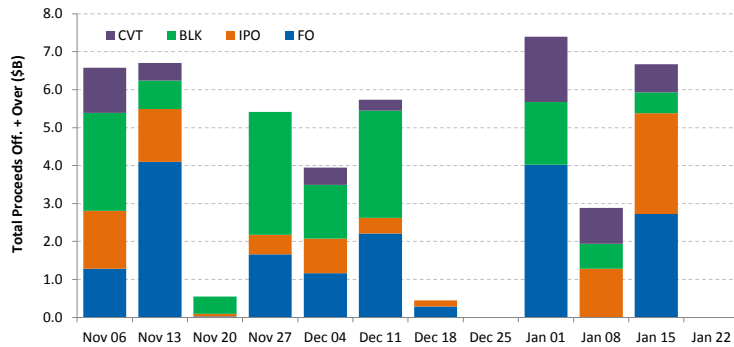
W/P Date	Issuer	Ticker	Type	Sector	Domicile	Exchange	Bookrunners	Filed Terms		
								Curr. Amt. Filed (\$M)	Curr. Shrs. Filed (M)	Reason
No Withdrawn or Postponed deals this week										

Ipreo Daily Market Update

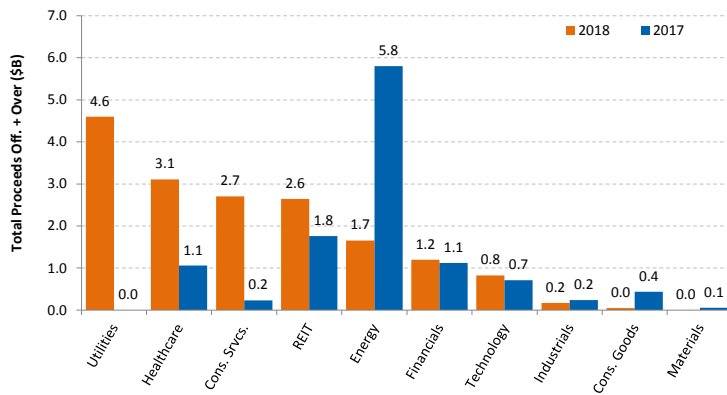
Market Summary

Week of January 22, 2018

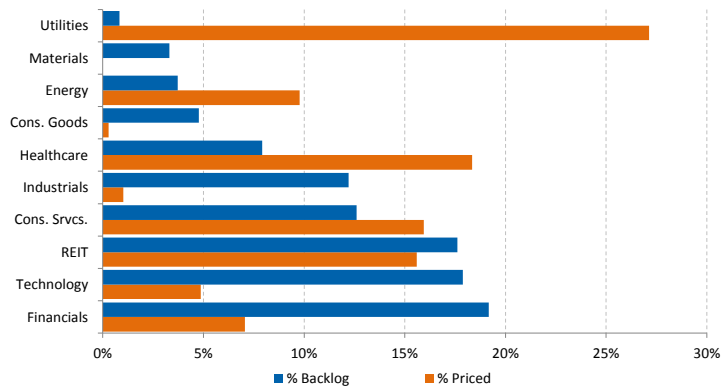
Trailing 12-Week US Proceeds by Deal Type



YoY Total US Issuance by Industry



YTD US Priced vs. Backlog



Market Summary

Major Indices	Last Close	1-Day (%)	1-Week (%)	1-Month (%)	1-Year (%)	YTD (%)
S&P 500	2,810.3	0.44	0.86	4.80	24.15	5.11
Dow Jones	26,071.7	0.21	1.04	5.32	32.13	5.47
NASDAQ	7,336.4	0.55	1.04	5.35	32.42	6.27
Russell 2000	1,597.6	1.33	0.36	3.96	18.72	4.05
FTSE 100	7,730.8	0.39	-0.62	2.47	7.25	0.56
DAX	13,434.5	1.15	1.43	1.65	15.85	4.00
Nikkei 225	23,808.1	0.19	0.65	4.11	24.83	4.58
Hang Seng	32,254.9	0.41	2.68	10.26	39.93	7.81
Brazil Bovespa	81,219.5	0.32	2.36	11.75	27.00	6.31
Mexico IPC	49,695.6	-0.43	1.14	2.67	7.41	0.69

S&P 500 Sector Indices

Sector	Last Close	1-Day (%)	1-Week (%)	1-Month (%)	1-Year (%)	YTD (%)
Materials	396.6	0.60	-0.15	5.59	24.63	4.67
Financials	490.6	0.68	1.04	5.55	28.28	5.74
Consumer Disc.	840.8	0.87	0.55	6.94	26.18	7.07
Consumer Staples	598.6	1.11	2.37	1.64	11.73	1.91
Energy	564.7	-0.10	-1.29	10.00	3.69	5.86
Healthcare	1,023.1	0.39	1.86	5.64	26.36	6.99
Industrials	670.9	0.20	-0.88	5.79	22.61	5.19
Information Tech.	1,180.3	0.15	1.49	5.11	41.92	6.70
Telecom	161.2	0.40	0.45	-1.93	-6.57	-2.93
Utilities	253.9	-0.29	-0.54	-6.50	2.95	-5.05

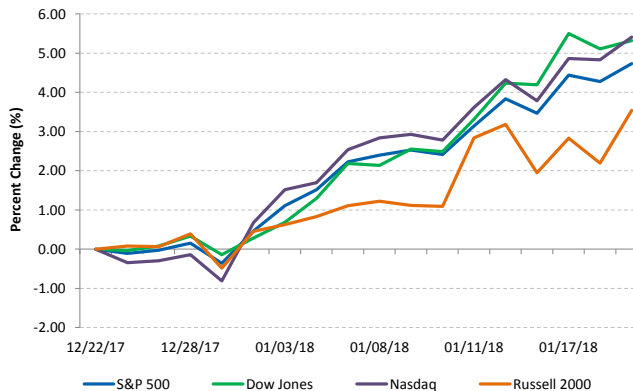
Commodities (NYMEX Front Month Contract)

Commodity	Last Close	1-Day (%)	1-Week (%)	1-Month (%)	1-Year (%)	YTD (%)
Gold	1,333.1	0.44	-0.13	5.45	10.95	1.82
Silver	17.0	0.48	-0.61	5.47	0.20	-0.64
Copper	3.19	-0.36	-0.96	1.14	22.10	-3.42
Crude Oil	63.3	-1.00	-1.54	9.99	21.47	4.78
Natural Gas	3.2	-0.13	-0.47	18.31	-5.21	7.86
Cotton	0.83	0.96	2.13	11.18	14.76	6.09
Corn	3.53	0.28	1.81	1.44	-3.75	0.50
Sugar	0.13	1.30	-6.56	-8.05	-34.34	-12.60
Wheat	4.23	-0.59	0.54	0.77	-0.18	-1.00

Major Currencies

Currency	USD	EUR	GBP	JPY	CAD	AUD
USD	1.000	0.816	0.720	110.705	1.247	1.248
EUR	1.225	1.000	0.881	135.605	1.528	1.529
GBP	1.390	1.135	1.000	153.858	1.733	1.735
JPY	0.009	0.007	0.006	1.000	0.011	0.011
CAD	0.802	0.655	0.577	88.771	1.000	1.001
AUD	0.801	0.654	0.576	0.999	0.999	1.000

Major US Indices 1-Month Trailing



Econ Calendar

Monday, January 22, 2018			
Indicator	Period	Expectation	Result
No Releases Scheduled			
Tuesday, January 23, 2018			
Indicator	Period	Expectation	Result
No Releases Scheduled			
Wednesday, January 24, 2018			
Indicator	Period	Expectation	Result
MBA Mortgage Purch. Index	1/20	NA	
FHFA Housing Price Index	Nov	0.4%	
Existing Home Sales	Dec	5.70M	
Crude Inventories	1/20	NA	
Thursday, January 25, 2018			
Indicator	Period	Expectation	Result
Initial Claims	1/20	240K	
Continuing Claims	1/13	NA	
New Home Sales	Dec	679K	
Adv. Int'l. Trade in Goods	Dec	-\$68.5B	
Adv. Wholesale Inventories	Dec	0.3%	
Leading Indicators	Dec	0.5%	
Natural Gas Inventories	1/20	NA	
Friday, January 26, 2018			
Indicator	Period	Expectation	Result
Chain Deflator-Adv.	Q4	2.4%	
Durable Orders	Dec	0.9%	
Durable Goods -ex trans.	Dec	0.7%	

Source: Briefing.com

About Ipreo Analytics

Ipreo Capital Markets Services is an outsourced consultative service that serves as an extension of your team, focused on providing research, intelligence and data on the capital markets. If you have any questions, please contact Ipreo Capital Markets at CapitalMarkets@ipreo.com or 855-288-5995.

All deal data provided by Ipreo's Equity Deals Database, a comprehensive U.S. equities deals database providing quick and accurate deal information.

