

U.S. Equity Capital Markets

Daily Market Update



Monday, April 2, 2018

Data as of 8:00 AM

Ipreo Daily Market Update

Priced Deals

Week of April 2, 2018

Initial Public Offerings This Week (0)

Issue Date	Issuer	Ticker	Sector	Domicile	Exchange	Bookrunners	Fin. Spons.	Filed Terms		Pricing Statistics				Performance Statistics		
								Last File Range (\$)	Last Offer Amt. (\$M)	Amt. + Over. (\$M)	Offer Price (\$)	Shrs. Offered	% Primary	Shoe Exer.	Last File/ Offer (%)	Offer/ Curr. (%)

No IPOs have priced so far this week

Follow-On Offerings This Week (0)

Issue Date	Issuer	Ticker	Sector	Domicile	Exchange	Bookrunners	Accel. Deal	Shelf Take.	Filed Terms		Pricing Statistics				Performance Statistics		
									Last File Range (\$)	Last Offer Amt. (\$M)	Amt. + Over. (\$M)	Offer Price (\$)	Shrs. Offered	% Primary	Shoe Exer.	Last Sale/ Offer (%)	Offer/ Curr. (%)

No Follow-Ons have priced so far this week

Block Offerings This Week (0)

Issue Date	Issuer	Ticker	Sector	Domicile	Exchange	Bookrunners	Shelf Take.	Last Price (\$)	Pricing Statistics				Performance Stats	
									Amt. + Over. (\$M)	Offer Price (\$)	Shrs. Offered	% Primary	Shoe Exer.	Re-Off. (%)

No Blocks have priced this week

Equity-Related Offerings This Week (0)

Issue Date	Issuer	Ticker	Sector	Domicile	Exchange	Bookrunners	Talk		Pricing Statistics				
							Coupon (%)	Premium (%)	Amt. + Over. (\$M)	Offer Price (\$)	Coupon (%)	Premium (%)	Shoe Exer.

No Converts have priced this week

Ipreo Daily Market Update

The Pipeline



Week of April 2, 2018

Expected Deals This Week and Next (0)

Expected Date	Issuer	Ticker	Type	Sector	Domicile	Exchange	Bookrunners	Filed Terms			Timeline	
								Curr. Amt. Filed (\$M)	Curr. Shrs. Filed (M)	Curr. File Price/Range	Initial File Date	Last Amend. File Date

No Expected deals this week

Amended Filings This Week (2)

Amended Date	Issuer	Ticker	Type	Sector	Domicile	Exchange	Bookrunners	Filed Terms			Timeline	
								Curr. Amt. Filed (\$M)	Curr. Shrs. Filed (M)	Curr. File Price/Range	Initial File Date	Expected Date
4/2/18	GrafTech International Ltd.	EAF	IPO	Industrials	United States	NYSE	JPM, CS, CITI, RBC, HSBC, BMO, BNPPAR, CIBCINC, NTLBKCAN	100.0	-	-	3/20/18	To be ann.
4/2/18	Alzheon, Inc.	ALZH	IPO	Healthcare	United States	NASDAQ	CITI, PIPER, CANACC, JMPSEC	70.0	5.0	13 - 15	3/16/18	To be ann.
Total:								170.0				

Initial Filings This Week (0)

Filing Date	Issuer	Ticker	Type	Sector	Domicile	Exchange	Bookrunners	Filed Terms			Timeline
								Curr. Amt. Filed (\$M)	Curr. Shrs. Filed (M)	Curr. File Price/Range	Expected Date

No Initial Filings this week

Shelf Filings This Week (0)

Filing Date	Issuer	Ticker	Type	Sector	Domicile	Exchange	Type	Filed Terms		
								Curr. Amt. Filed (\$M)	Curr. Shrs. Filed (M)	Curr. File Price/Range

No Shelf Filings this week

Withdrawn or Postponed Deals This Week (1)

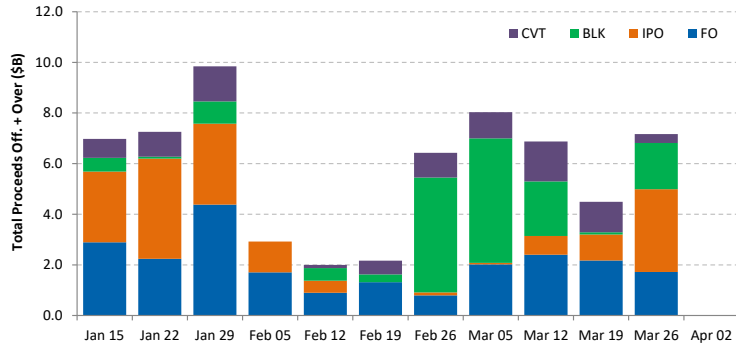
W/P Date	Issuer	Ticker	Type	Sector	Domicile	Exchange	Bookrunners	Filed Terms		
								Curr. Amt. Filed (\$M)	Curr. Shrs. Filed (M)	Reason
4/2/18	Mapi - Pharma Ltd.	MAPI	IPO	Healthcare	Israel	NASDAQ	JMPSEC	50.0 ↑	3.1 ↑	Market conditions
Total:								50.0		

Ipreo Daily Market Update

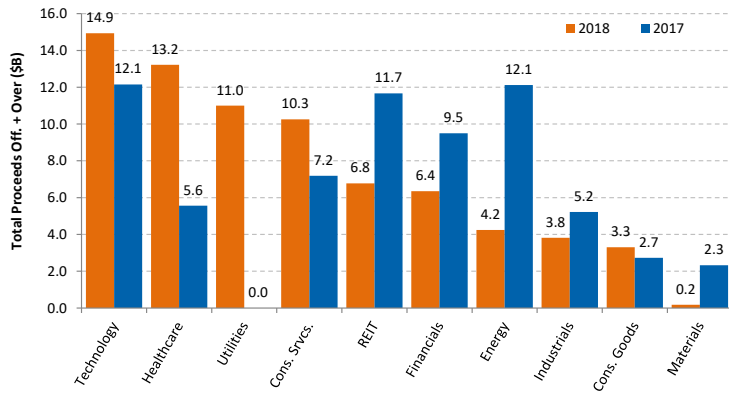
Market Summary

Week of April 2, 2018

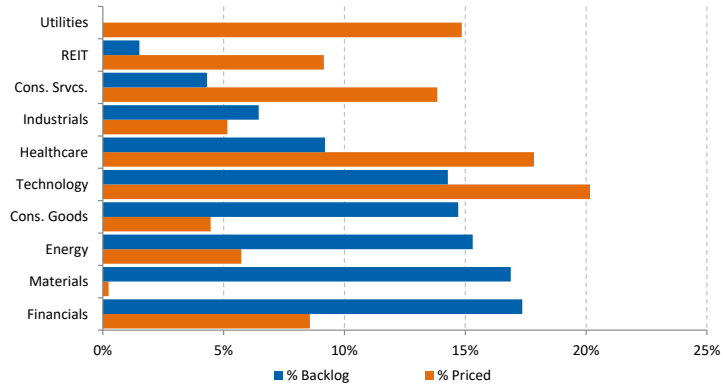
Trailing 12-Week US Proceeds by Deal Type



YoY Total US Issuance by Industry



YTD US Priced vs. Backlog



Market Summary

Major Indices	Last Close	1-Day (%)	1-Week (%)	1-Month (%)	1-Year (%)	YTD (%)
S&P 500	2,640.9	1.38	-0.11	-2.69	11.85	-1.22
Dow Jones	24,103.1	1.07	0.61	-3.70	16.67	-2.49
NASDAQ	7,063.4	1.64	-1.44	-2.88	19.77	2.32
Russell 2000	1,529.4	1.08	-0.94	1.12	11.50	-0.40
FTSE 100	7,056.6	0.17	1.50	-2.42	-4.30	-8.21
DAX	12,096.7	1.31	-0.03	-2.73	-0.87	-6.35
Nikkei 225	21,159.1	0.61	-2.00	-4.12	10.10	-7.05
Hang Seng	30,093.4	0.24	-3.15	-2.44	23.37	0.58
Brazil Bovespa	85,365.6	1.78	0.71	0.01	30.27	11.73
Mexico IPC	46,124.9	0.00	-2.61	-2.77	-5.94	-6.54

S&P 500 Sector Indices

S&P 500 Sector Indices	Last Close	1-Day (%)	1-Week (%)	1-Month (%)	1-Year (%)	YTD (%)
Materials	356.3	1.88	-0.47	-4.45	8.30	-5.97
Financials	457.5	1.29	-0.40	-4.46	16.53	-1.38
Consumer Disc.	807.0	1.43	-0.86	-2.46	15.58	2.76
Consumer Staples	541.7	0.66	2.21	-1.32	-4.03	-7.77
Energy	498.3	2.16	0.41	1.55	-2.96	-6.58
Healthcare	940.7	0.56	-0.16	-3.21	9.12	-1.63
Industrials	625.0	1.51	0.61	-2.77	11.94	-2.02
Information Tech.	1,141.6	2.17	-1.06	-3.95	26.03	3.20
Telecom	151.6	0.01	1.46	-1.12	-9.65	-8.69
Utilities	256.1	0.52	1.53	3.40	-1.96	-4.20

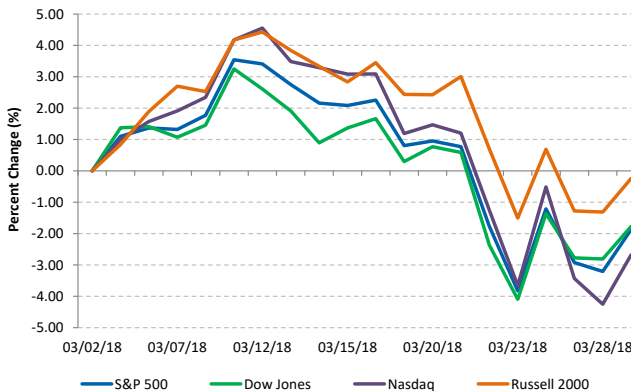
Commodities (NYMEX Front Month Contract)

Commodities (NYMEX Front Month Contract)	Last Close	1-Day (%)	1-Week (%)	1-Month (%)	1-Year (%)	YTD (%)
Gold	1,327.3	0.23	-0.01	0.71	5.87	1.37
Silver	16.3	0.09	-0.73	-0.85	-10.87	-5.12
Copper	3.03	0.78	0.18	-3.42	13.00	-8.33
Crude Oil	64.9	0.87	1.00	5.35	31.17	7.48
Natural Gas	2.7	1.30	4.43	2.47	-15.41	-7.45
Cotton	0.81	0.89	-0.84	-1.77	6.99	3.60
Corn	3.88	3.82	3.13	1.51	8.16	10.55
Sugar	0.12	1.15	-3.29	-7.70	-27.86	-18.54
Wheat	4.51	1.23	-1.04	-8.89	5.99	5.62

Major Currencies

Major Currencies	USD	EUR	GBP	JPY	CAD	AUD
USD	1.000	0.811	0.711	106.295	1.288	1.302
EUR	1.233	1.000	0.877	131.075	1.588	1.606
GBP	1.407	1.141	1.000	149.504	1.811	1.831
JPY	0.009	0.008	0.007	1.000	0.012	0.012
CAD	0.777	0.630	0.552	82.551	1.000	1.011
AUD	0.768	0.623	0.546	0.989	0.989	1.000

Major US Indices 1-Month Trailing



Econ Calendar

Monday, April 2, 2018			
Indicator	Period	Expectation	Result
ISM Index	Mar	60	
Construction Spending	Feb	0.5%	

Tuesday, April 3, 2018			
Indicator	Period	Expectation	Result
Auto Sales	Mar	NA	
Truck Sales	Mar	NA	

Wednesday, April 4, 2018			
Indicator	Period	Expectation	Result
MBA Mortgage Index	3/31	NA	
ADP Employment Change	Mar	203K	
Factory Orders	Feb	1.8%	
ISM Services	Mar	59.0	
Crude Inventories	3/31	NA	

Thursday, April 5, 2018			
Indicator	Period	Expectation	Result
Trade Balance	Feb	-\$56.7B	
Initial Claims	3/31	225K	
Continuing Claims	3/24	NA	
Natural Gas Inventories	3/31	NA	

Friday, April 6, 2018			
Indicator	Period	Expectation	Result
Nonfarm Payrolls	Mar	175K	
Nonfarm Private Payrolls	Mar	180K	
Unemployment Rate	Mar	4.0%	
Avg. Hourly Earnings	Mar	0.2%	
Average Workweek	Mar	34.5	
Consumer Credit	Feb	\$15.0B	

Source: Briefing.com

About Ipreo Analytics

Ipreo Capital Markets Services is an outsourced consultative service that serves as an extension of your team, focused on providing research, intelligence and data on the capital markets. If you have any questions, please contact Ipreo Capital Markets at CapitalMarkets@ipreo.com or 855-288-5995.

All deal data provided by Ipreo's Equity Deals Database, a comprehensive U.S. equities deals database providing quick and accurate deal information.

