

U.S. Equity Capital Markets

Daily Market Update



Monday, April 9, 2018

Data as of 8:00 AM

Ipreo Daily Market Update

Priced Deals

Week of April 9, 2018

Initial Public Offerings This Week (0)

								Filed Terms		Pricing Statistics					Performance Statistics		
Issue Date	Issuer	Ticker	Sector	Domicile	Exchange	Bookrunners	Fin. Spons.	Last File Range (\$)	Last Offer Amt. (\$M)	Amt. + Over. (\$M)	Offer Price (\$)	Shrs. Offered	% Primary	Shoe Exer.	Last File/ Offer (%)	Offer/ Curr. (%)	Offer vs. Last File

No IPOs have priced so far this week

Follow-On Offerings This Week (0)

Issue							Filed Terms		Pricing Statistics					Performance Statistics				
Date	Issuer	Ticker	Sector	Domicile	Exchange	Bookrunners	Accel. Deal	Shelf Take.	Last File Range (\$)	Last Offer Amt. (\$M)	Amt. + Over. (\$M)	Offer Price (\$)	Shrs. Offered	% Primary	Shoe Exer.	Last Sale/ Offer (%)	Offer/ Curr. (%)	Last File/ Offer (%)

No Follow-Ons have priced so far this week

Block Offerings This Week (0)

Issue									Pricing Statistics					Performance Stats		
Date	Issuer	Ticker	Sector	Domicile	Exchange	Bookrunners	Shelf Take.	Last Price (\$)	Amt. + Over. (\$M)	Offer Price (\$)	Shrs. Offered	% Primary	Shoe Exer.	Re-Off. (%)	Disc. Offer/ Curr. (%)	

No Blocks have priced this week

Equity-Related Offerings This Week (0)

Issue		Ticker	Sector	Domicile	Exchange	Bookrunners	Talk		Pricing Statistics				Shoe Exer.	Maturity
Date	Issuer						Coupon (%)	Premium (%)	Amt. + Over.	Offer Price	Coupon (%)	Premium (%)		

No Converts have priced this week

Ipreo Daily Market Update

The Pipeline

Week of April 9, 2018

Expected Deals This Week and Next (4)

Expected Date	Issuer	Ticker	Type	Sector	Domicile	Exchange	Bookrunners	Filed Terms			Timeline	
								Curr. Amt. Filed (\$M)	Curr. Shrs. Filed (M)	Curr. File Price/Range	Initial File Date	Last Amend. File Date
04/11/18	Zuora Inc.	ZUO	IPO	Technology	United States	NYSE	GS, MS, ALLEN, JEFFER	100.0	10.0	9 - 11	3/16/18	4/2/18
04/11/18	Alzheon, Inc.	ALZH	IPO	Healthcare	United States	NASDAQ	CITI, PIPER	70.0	5.0	13 - 15	3/16/18	4/2/18
04/18/18	GrafTech International Ltd.	EAJ	IPO	Industrials	United States	NYSE	JPM, CS, CITI, RBC, HSBC	850.0	37.8	21 - 24	3/20/18	4/4/18
04/18/18	Vrio Corp.	VRIO	IPO	Consumer Services	United States	NYSE	GS, JPM, CITI, MS, BRCLY, BTGPAC, CS, DB, ITAU, BAML, SANTANDER, BANCOBRA, BANCOBRZ, BNPPAR	608.5	29.7	19 - 22	3/6/18	4/4/18
Total:								1,628.5				

Amended Filings This Week (4)

Amended Date	Issuer	Ticker	Type	Sector	Domicile	Exchange	Bookrunners	Filed Terms			Timeline	
								Curr. Amt. Filed (\$M)	Curr. Shrs. Filed (M)	Curr. File Price/Range	Initial File Date	Expected Date
4/9/18	Pivotal Software, Inc.	PVTL	IPO	Technology	United States	NYSE	MS, GS, CITI, BAML, BRCLY, CS, RBC, UBS, WFC	555.0	37.0	14 - 16	3/23/18	To be ann.
4/9/18	MorphoSys AG	MOR	FO	Healthcare	Germany	NASDAQ	GS, JPM, LEERINK	150.0	8.3	-	3/22/18	To be ann.
4/9/18	Surface Oncology, Inc.	SURF	IPO	Healthcare	United States	NASDAQ	GS, COWEN, EVERCORE	84.0	6.0	13 - 15	3/23/18	To be ann.
4/9/18	Mereo BioPharma Group PLC	MREO	FO	Healthcare	United Kingdom	NASDAQ	COWEN, BMO, RBC	-	2.8	-	3/23/18	To be ann.
Total:								789.0				

Initial Filings This Week (1)

Filing Date	Issuer	Ticker	Type	Sector	Domicile	Exchange	Bookrunners	Filed Terms			Timeline	
								Curr. Amt. Filed (\$M)	Curr. Shrs. Filed (M)	Curr. File Price/Range	Expected Date	
4/9/18	Hilton Worldwide Holdings Inc.	HLT	FO	Consumer Services	United States	NYSE	GS, JPM, DB, BAML, MS, UBS, BRCLY, WFC, CS	4,887.0	63.1	77.51	To be ann.	
Total:								4,887.0				

Shelf Filings This Week (0)

Filing Date	Issuer	Ticker	Type	Sector	Domicile	Exchange	Type	Filed Terms		
								Curr. Amt. Filed (\$M)	Curr. Shrs. Filed (M)	Curr. File Price/Range
No Shelf Filings this week										

Withdrawn or Postponed Deals This Week (0)

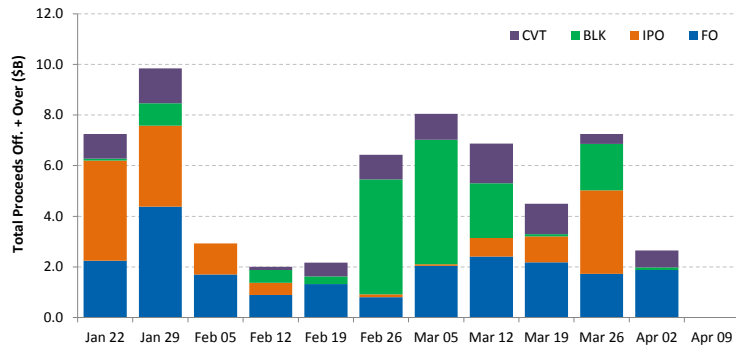
W/P Date	Issuer	Ticker	Type	Sector	Domicile	Exchange	Bookrunners	Filed Terms		
								Curr. Amt.	Curr. Shrs.	Reason
								Filed (\$M)	Filed (M)	
No Withdrawn or Postponed deals this week										

Ipreo Daily Market Update

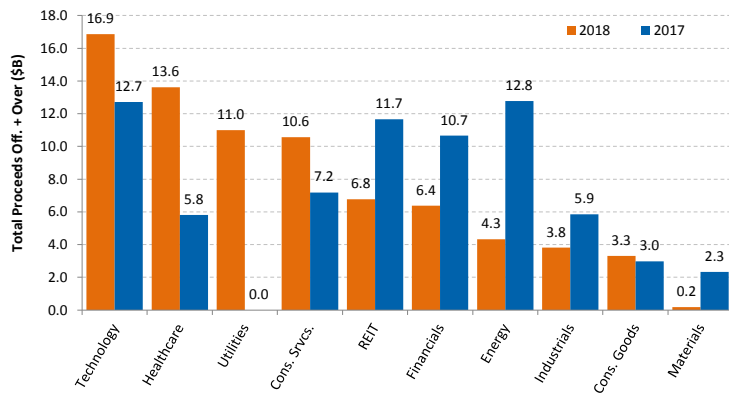
Market Summary

Week of April 9, 2018

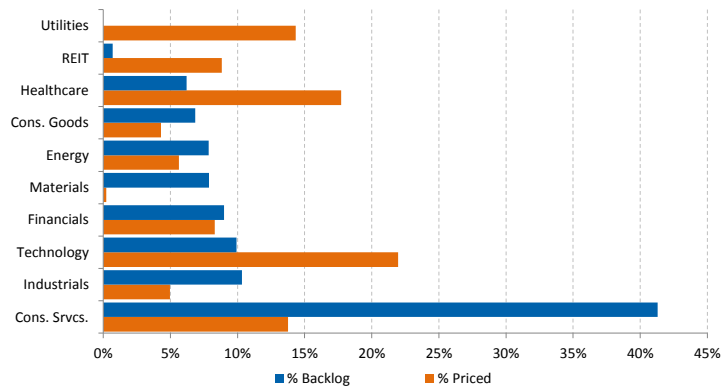
Trailing 12-Week US Proceeds by Deal Type



YoY Total US Issuance by Industry



YTD US Priced vs. Backlog



Market Summary

Major Indices	Last Close	1-Day (%)	1-Week (%)	1-Month (%)	1-Year (%)	YTD (%)
S&P 500	2,604.5	-2.19	-1.38	-4.53	10.48	-2.59
Dow Jones	23,932.8	-2.34	-0.71	-3.82	15.82	-3.18
NASDAQ	6,915.1	-2.28	-2.10	-6.20	17.62	0.17
Russell 2000	1,513.3	-1.92	-1.05	-3.13	10.91	-1.45
FTSE 100	7,183.6	-0.22	1.80	0.52	-1.64	-6.56
DAX	12,241.3	-0.52	1.19	1.05	0.08	-5.24
Nikkei 225	21,567.5	-0.36	1.93	0.70	15.97	-5.26
Hang Seng	29,844.9	1.11	-0.83	-2.18	22.95	-0.25
Brazil Bovespa	84,820.4	-0.46	-0.64	-0.97	32.07	11.02
Mexico IPC	47,926.1	-0.05	3.91	0.09	-2.22	-2.89

S&P 500 Sector Indices

Materials	353.8	-2.43	-0.71	-6.20	7.23	-6.64
Financials	450.9	-2.44	-1.45	-6.01	15.01	-2.81
Consumer Disc.	801.6	-2.14	-0.66	-3.98	15.01	2.07
Consumer Staples	540.2	-0.98	-0.28	-3.06	-3.71	-8.03
Energy	497.8	-1.84	-0.10	0.10	-4.11	-6.68
Healthcare	925.0	-2.40	-1.68	-4.99	7.76	-3.28
Industrials	612.2	-2.73	-2.04	-4.43	9.43	-4.02
Information Tech.	1,115.4	-2.53	-2.29	-6.56	23.73	0.84
Telecom	151.4	-1.46	-0.18	-3.20	-8.54	-8.85
Utilities	255.8	-0.71	-0.12	3.01	-2.39	-4.32

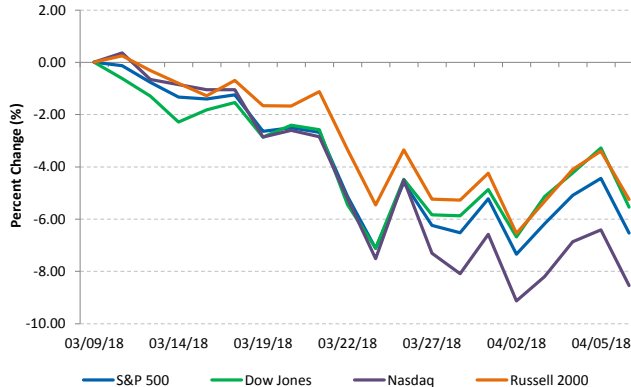
Commodities (NYMEX Front Month Contract)

Gold	1,336.1	0.57	0.66	0.07	6.61	2.05
Silver	16.4	0.04	0.58	-2.51	-10.33	-4.57
Copper	3.06	-0.52	1.09	-3.18	15.07	-7.33
Crude Oil	62.1	-2.33	-4.43	-0.86	20.04	2.71
Natural Gas	2.7	0.97	-1.17	-1.75	-18.91	-8.53
Cotton	0.83	-0.04	1.33	0.13	10.78	4.97
Corn	3.89	-0.26	0.19	0.06	7.69	10.76
Sugar	0.12	-0.08	-0.08	-8.25	-24.98	-18.60
Wheat	4.72	1.61	4.71	-6.85	11.58	10.60

Major Currencies

	USD	EUR	GBP	JPY	CAD	AUD
USD	1.000	0.815	0.710	107.145	1.281	1.305
EUR	1.227	1.000	0.871	131.455	1.572	1.602
GBP	1.409	1.149	1.000	150.989	1.806	1.840
JPY	0.009	0.008	0.007	1.000	0.012	0.012
CAD	0.780	0.636	0.554	83.616	1.000	1.019
AUD	0.766	0.624	0.544	0.982	0.982	1.000

Major US Indices 1-Month Trailing



Econ Calendar

Monday, April 09, 2018			
Indicator	Period	Expectation	Result

Tuesday, April 10, 2018			
Indicator	Period	Expectation	Result
NFIB Small Business Optimism Index	Mar	-	-
PPI	Mar	0.2%	-
Core PPI	Mar	0.2%	-
Wholesale Inventories	Feb	1.1%	-

Wednesday, April 11, 2018			
Indicator	Period	Expectation	Result
MBA Mortgage Index	4/7	-	-
CPI	Mar	0.1%	-
Core CPI	Mar	0.2%	-
Crude Inventories	4/7	-	-
FOMC Minutes	3/21	-	-
Treasury Budget	Mar	-	-

Thursday, April 12, 2018			
Indicator	Period	Expectation	Result
Export Prices ex-ag.	Mar	-	-
Import Prices ex-oil	Mar	-	-
Initial Claims	4/7	230K	-
Continuing Claims	3/31	-	-
Natural Gas Inventories	4/7	-	-

Friday, April 13, 2018			
Indicator	Period	Expectation	Result
JOLTS - Job Openings			
Mich Sentiment			

Source: Briefing.com

About Ipreo Analytics

Ipreo Capital Markets Services is an outsourced consultative service that serves as an extension of your team, focused on providing research, intelligence and data on the capital markets. If you have any questions, please contact Ipreo Capital Markets at CapitalMarkets@ipreo.com or 855-288-5995.

All deal data provided by Ipreo's Equity Deals Database, a comprehensive U.S. equities deals database providing quick and accurate deal information.