

U.S. Equity Capital Markets

Daily Market Update



Monday, January 29, 2018

Data as of 8:00 AM

Ipreo Daily Market Update

Priced Deals



Week of January 29, 2018

Initial Public Offerings This Week (0)

Issue Date	Issuer	Ticker	Sector	Domicile	Exchange	Bookrunners	Fin. Spons.	Filed Terms		Pricing Statistics				Performance Statistics		
								Last File Range (\$)	Last Offer Amt. (\$M)	Amt. + Over. (\$M)	Offer Price (\$)	Shrs. Offered	% Primary	Shoe Exer.	Last File/ Offer (%)	Offer/ Curr. (%)

No IPOs have priced so far this week

Follow-On Offerings This Week (0)

Issue Date	Issuer	Ticker	Sector	Domicile	Exchange	Bookrunners	Accel. Deal	Shelf Take.	Filed Terms		Pricing Statistics				Performance Statistics		
									Last File Range (\$)	Last Offer Amt. (\$M)	Amt. + Over. (\$M)	Offer Price (\$)	Shrs. Offered	% Primary	Shoe Exer.	Last Sale/ Offer (%)	Offer/ Curr. (%)

No Follow-Ons have priced so far this week

Block Offerings This Week (0)

Issue Date	Issuer	Ticker	Sector	Domicile	Exchange	Bookrunners	Shelf Take.	Last Price (\$)	Pricing Statistics				Performance Stats	
									Amt. + Over. (\$M)	Offer Price (\$)	Shrs. Offered	% Primary	Shoe Exer.	Re-Off. (%)

No Blocks have priced this week

Equity-Related Offerings This Week (0)

Issue Date	Issuer	Ticker	Sector	Domicile	Exchange	Bookrunners	Talk		Pricing Statistics				
							Coupon (%)	Premium (%)	Amt. + Over. (\$M)	Offer Price (\$)	Coupon (%)	Premium (%)	Shoe Exer.

No Converts have priced this week

Ipreo Daily Market Update

The Pipeline

Week of January 29, 2018

Expected Deals This Week and Next (10)

Expected Date	Issuer	Ticker	Type	Sector	Domicile	Exchange	Bookrunners	Filed Terms			Timeline	
								Curr. Amt. Filed (\$M)	Curr. Shrs. Filed (M)	Curr. File Price/Range	Initial File Date	Last Amend. File Date
w/k of 01/29/18	ProLung Inc.	LUNG	IPO	Healthcare	United States	NASDAQ	MAXIM, AEGIS	7.0	0.9	7 - 8	8/4/17	11/28/17
01/30/18	One Stop Systems, Inc.	OSS	IPO	Technology	United States	NASDAQ	ROTH	20.1	2.9	6 - 8	12/18/17	1/16/18
01/31/18	VICI Properties Inc.	VICI	FO	REIT	United States	NYSE	MS, GS, BAML, BRCLY, CITI, DB	1,000.0	50.0	19 - 21	12/11/17	1/22/18
01/31/18	Hudson Ltd.	HUD	IPO	Consumer Services	United Kingdom	NYSE	CS, MS, UBS, BAML, GS	788.4	39.4	19 - 21	11/14/17	1/19/18
01/31/18	Corporación América Airports S.A.	CAAP	IPO	Industrials	Luxembourg	NYSE	OPPEN, BAML, CITI, GS	600.0	28.6	19 - 23	12/5/17	1/16/18
01/31/18	Sol-Gel Technologies, Ltd.	SLGL	IPO	Healthcare	Israel	NASDAQ	JEFFER, BMO, JMPSEC, RAYMND	60.0	5.0	11 - 13	8/29/17	1/23/18
02/01/18	FTS International, Inc.	FTSI	IPO	Energy	United States	NYSE	CS, MS, WFC, BRCLY, CITI, EVERCORE	250.0	15.2	15 - 18	2/10/17	1/23/18
02/01/18	Central Puerto SA	CEPU	FO	Utilities	Argentina	NYSE	JPM, BAML, MS	100.0	-	17.50 - 21.50	1/3/18	1/18/18
02/01/18	Blink Charging Co.	BLNK	FO	Consumer Services	United States	NASDAQ	GUNNAR	26.5	4.6	-	11/4/16	1/9/18
02/06/18	TFI TAB Gıda Yatırımları A.Ş.	TFIG	IPO	Consumer Services	Turkey	NASDAQ	MS, CS, GS, CITI, JPM, RABO	220.0	22.0	9 - 11	11/13/17	1/26/18
Total:								3,071.9				

Amended Filings This Week (3)

Amended Date	Issuer	Ticker	Type	Sector	Domicile	Exchange	Bookrunners	Filed Terms			Timeline	
								Curr. Amt. Filed (\$M)	Curr. Shrs. Filed (M)	Curr. File Price/Range	Initial File Date	Expected Date
1/29/18	Victory Capital Holdings, Inc.	VCTR	IPO	Financials	United States	NASDAQ	JPM, BAML, MS, BRCLY, GS, RBC	210.6	11.7	17 - 19	1/11/18	To be ann.
1/29/18	Evolus, Inc.	EOLS	IPO	Healthcare	United States	NASDAQ	CFCO, MIZUHO	65.0	5.0	12 - 14	1/9/18	To be ann.
1/29/18	Zosano Pharma Corp.	ZSAN	FO	Healthcare	United States	NASDAQ	BTIG	50.0 ↓	-	7.41 ↑	12/22/17	To be ann.
Total:								325.6				

Initial Filings This Week (0)

Filing Date	Issuer	Ticker	Type	Sector	Domicile	Exchange	Bookrunners	Filed Terms			Timeline
								Curr. Amt. Filed (\$M)	Curr. Shrs. Filed (M)	Curr. File Price/Range	Expected Date
<i>No Initial Filings this week</i>											

Shelf Filings This Week (0)

Filing Date	Issuer	Ticker	Type	Sector	Domicile	Exchange	Type	Filed Terms		
								Curr. Amt. Filed (\$M)	Curr. Shrs. Filed (M)	Curr. File Price/Range
<i>No Shelf Filings this week</i>										

Withdrawn or Postponed Deals This Week (0)

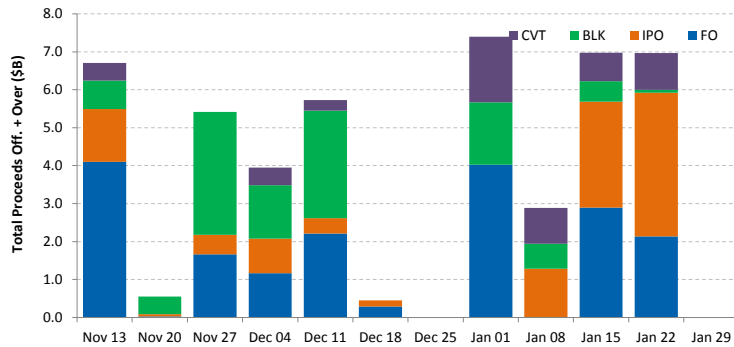
W/P Date	Issuer	Ticker	Type	Sector	Domicile	Exchange	Bookrunners	Filed Terms		
								Curr. Amt. Filed (\$M)	Curr. Shrs. Filed (M)	Reason
<i>No Withdrawn or Postponed deals this week</i>										

Ipreo Daily Market Update

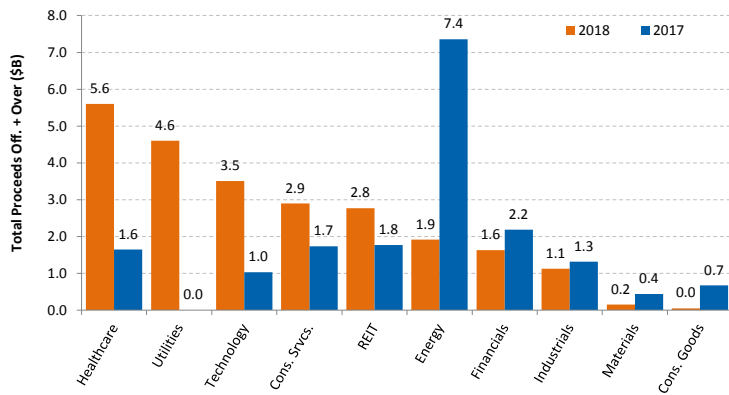
Market Summary

Week of January 29, 2018

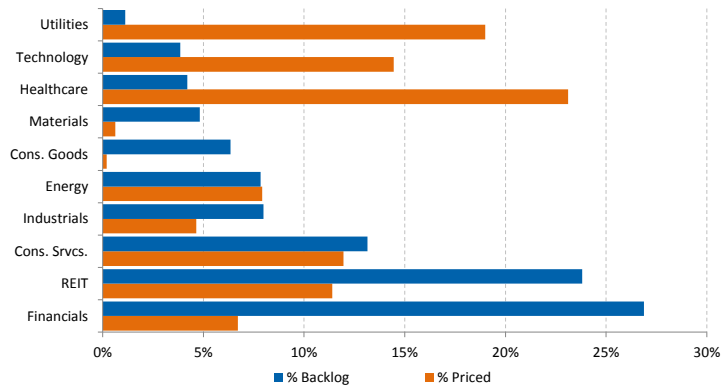
Trailing 12-Week US Proceeds by Deal Type



YoY Total US Issuance by Industry



YTD US Priced vs. Backlog



Market Summary

Major Indices	Last Close	1-Day (%)	1-Week (%)	1-Month (%)	1-Year (%)	YTD (%)
S&P 500	2,872.9	1.18	2.23	7.18	25.09	7.45
Dow Jones	26,616.7	0.85	2.09	7.56	32.42	7.68
NASDAQ	7,505.8	1.28	2.31	8.21	32.72	8.73
Russell 2000	1,608.1	0.40	0.65	4.13	16.90	4.72
FTSE 100	7,665.5	0.65	-0.84	0.96	7.04	-0.29
DAX	13,340.2	0.31	-0.70	2.05	12.59	3.27
Nikkei 225	23,631.9	-0.16	-0.74	3.23	21.80	3.81
Hang Seng	33,154.1	1.53	2.79	12.09	41.84	10.81
Brazil Bovespa	85,530.8	2.21	5.31	12.98	29.22	11.95
Mexico IPC	51,065.5	0.57	2.76	5.40	7.25	3.47

S&P 500 Sector Indices

S&P 500 Sector Indices	Last Close	1-Day (%)	1-Week (%)	1-Month (%)	1-Year (%)	YTD (%)
Materials	401.6	0.41	1.25	6.20	20.60	5.98
Financials	501.3	0.81	2.19	7.80	27.19	8.05
Consumer Disc.	868.0	0.98	3.23	9.86	27.77	10.53
Consumer Staples	605.2	0.60	1.11	2.79	11.93	3.04
Energy	573.2	0.61	1.52	6.80	4.30	7.47
Healthcare	1,059.3	2.17	3.54	10.27	32.47	10.77
Industrials	678.7	1.13	1.17	6.55	22.11	6.42
Information Tech.	1,203.9	1.64	2.00	8.46	41.24	8.83
Telecom	166.9	0.95	3.52	-0.14	-1.74	0.49
Utilities	259.1	0.06	2.07	-2.23	5.43	-3.08

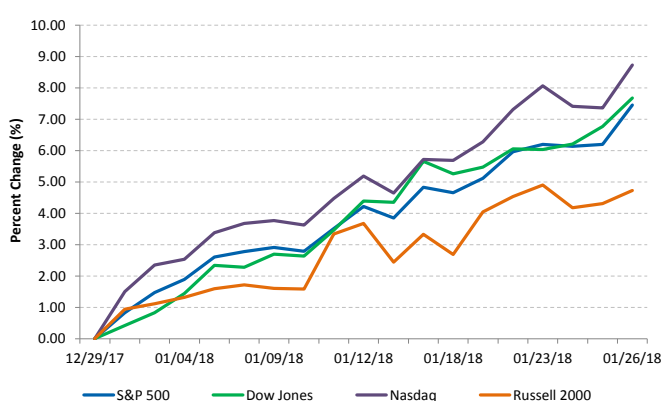
Commodities (NYMEX Front Month Contract)

Commodities	Last Close	1-Day (%)	1-Week (%)	1-Month (%)	1-Year (%)	YTD (%)
Gold	1,352.1	-0.79	1.43	5.02	13.64	3.27
Silver	17.4	-0.99	2.38	5.04	3.51	1.73
Copper	3.20	-0.54	0.36	-2.48	19.68	-3.08
Crude Oil	66.1	0.96	4.47	10.29	22.98	9.47
Natural Gas	3.2	2.45	-0.31	19.63	-6.54	7.52
Cotton	0.80	-1.71	-3.52	3.94	8.48	2.35
Corn	3.57	0.35	1.13	1.06	-1.99	1.64
Sugar	0.13	0.91	0.83	-9.12	-34.38	-11.87
Wheat	4.41	1.50	4.32	4.44	3.28	3.28

Major Currencies

Major Currencies	USD	EUR	GBP	JPY	CAD	AUD
USD	1.000	0.806	0.709	108.795	1.235	1.236
EUR	1.241	1.000	0.880	135.036	1.533	1.534
GBP	1.411	1.136	1.000	153.455	1.742	1.744
JPY	0.009	0.007	0.007	1.000	0.011	0.011
CAD	0.809	0.652	0.574	88.069	1.000	1.001
AUD	0.809	0.652	0.574	0.999	0.999	1.000

Major US Indices 1-Month Trailing



Econ Calendar

Monday, January 29, 2018			
Indicator	Period	Expectation	Result
PCE Prices	Dec	0.4%	
PCE Prices - Core	Dec	0.5%	
Personal Income	Dec	0.2%	
Personal Spending	Dec	0.2%	

Tuesday, January 30, 2018			
Indicator	Period	Expectation	Result
S&P Home Price Index	Nov	6.4%	
Consumer Confidence	Jan	124.0	

Wednesday, January 31, 2018			
Indicator	Period	Expectation	Result
MBA Mortgage Index	1/27		
ADP Employment Change	Jan	190K	
Employment Cost Index	Q4	-	
Chicago PMI	Jan	61	
Pending Home Sales	Dec	0.6%	
Crude Inventories	1/27	-	
FOMC Rate Decision	Jan	1.375%	

Thursday, February 01, 2018			
Indicator	Period	Expectation	Result
Initial Claims	1/27	238K	
Continuing Claims	1/20	-	
Productivity - Prel	Q4	1.0%	
Unit Labor Costs - Prelim	Q4	1.0%	
Construction Spending	Dec	0.3%	
ISM Index	Jan	58.5	
Natural Gas Inventories	1/27	-	
Auto Sales	Jan	-	

Friday, February 02, 2018			
Indicator	Period	Expectation	Result
Nonfarm Payrolls	Jan	180K	
Nonfarm Private Payrolls	Jan	175K	
Unemployment Rate	Jan	4.1%	
Avg. Hourly Earnings	Jan	0.3%	
Average Workweek	Jan	34.5	
Factory Orders	Dec	1.3%	
Michigan Sentiment	Jan	95.0	

Source: Briefing.com

About Ipreo Analytics

Ipreo Capital Markets Services is an outsourced consultative service that serves as an extension of your team, focused on providing research, intelligence and data on the capital markets. If you have any questions, please contact Ipreo Capital Markets at CapitalMarkets@ipreo.com or 855-288-5995.

All deal data provided by Ipreo's Equity Deals Database, a comprehensive U.S. equities deals database providing quick and accurate deal information.