

U.S. Equity Capital Markets

Daily Market Update



Friday, December 29, 2017

Data as of 8:00 AM

Ipreo Daily Market Update

Priced Deals

Week of December 25, 2017

Initial Public Offerings This Week (0)

Issue Date	Issuer	Ticker	Sector	Domicile	Exchange	Bookrunners	Fin. Spons.	Filed Terms		Pricing Statistics				Performance Statistics		
								Last File Range (\$)	Last Offer Amt. (\$M)	Amt. + Over. (\$M)	Offer Price (\$)	Shrs. Offered	% Primary	Shoe Exer.	Last File/ Offer (%)	Offer/ Curr. (%)

No IPOs have priced so far this week

Follow-On Offerings This Week (0)

Issue Date	Issuer	Ticker	Sector	Domicile	Exchange	Bookrunners	Accel. Deal	Shelf Take.	Filed Terms		Pricing Statistics				Performance Statistics		
									Last File Range (\$)	Last Offer Amt. (\$M)	Amt. + Over. (\$M)	Offer Price (\$)	Shrs. Offered	% Primary	Shoe Exer.	Last Sale/ Offer (%)	Offer/ Curr. (%)

No Follow-Ons have priced so far this week

Block Offerings This Week (0)

Issue Date	Issuer	Ticker	Sector	Domicile	Exchange	Bookrunners	Shelf Take.	Last Price (\$)	Pricing Statistics				Performance Stats	
									Amt. + Over. (\$M)	Offer Price (\$)	Shrs. Offered	% Primary	Shoe Exer.	Re-Off. (%)

No Blocks have priced this week

Equity-Related Offerings This Week (0)

Issue Date	Issuer	Ticker	Sector	Domicile	Exchange	Bookrunners	Talk		Pricing Statistics				
							Coupon (%)	Premium (%)	Amt. + Over. (\$M)	Offer Price (\$)	Coupon (%)	Premium (%)	Shoe Exer.

No Converts have priced this week

Ipreo Daily Market Update

The Pipeline

Week of December 25, 2017

Expected Deals This Week and Next (0)

Expected Date	Issuer	Ticker	Type	Sector	Domicile	Exchange	Bookrunners	Filed Terms			Timeline	
								Curr. Amt. Filed (\$M)	Curr. Shrs. Filed (M)	Curr. File Price/Range	Last Amend. Initial File Date	File Date

No Expected deals this week

Amended Filings This Week (0)

Amended Date	Issuer	Ticker	Type	Sector	Domicile	Exchange	Bookrunners	Filed Terms			Timeline	
								Curr. Amt. Filed (\$M)	Curr. Shrs. Filed (M)	Curr. File Price/Range	Initial File Date	Expected Date

No Amended Filings this week

Initial Filings This Week (3)

Filing Date	Issuer	Ticker	Type	Sector	Domicile	Exchange	Bookrunners	Filed Terms			Timeline
								Curr. Amt. Filed (\$M)	Curr. Shrs. Filed (M)	Curr. File Price/Range	Expected Date
12/26/17	PagSeguro Digital Ltd.	PAGS	IPO	Technology	Brazil	NYSE	GS, MS, CS, DB, JPM, BAML	100.0	-	-	To be ann.
12/27/17	Gates Industrial Corporation plc	GTES	IPO	Industrials	United States	NYSE	CITI, MS, UBS, BRCLY, CS, GS, RBC	100.0	-	-	To be ann.
12/28/17	Menlo Therapeutics, Inc.	MNLO	IPO	Healthcare	United States	NASDAQ	JEFFER, PIPER, GUGGEN	97.8	-	-	To be ann.

Total: 297.8

Shelf Filings This Week (5)

Filing Date	Issuer	Ticker	Type	Sector	Domicile	Exchange	Type	Filed Terms		
								Curr. Amt. Filed (\$M)	Curr. Shrs. Filed (M)	Curr. File Price/Range
12/26/17	Ituran Location & Control Ltd.	ITRN	FO	Technology	Israel	NASDAQ	Common Stock	143.9	4.1	35.30
12/26/17	Ituran Location & Control Ltd.	ITRN	FO	Technology	Israel	NASDAQ	Common Stock	88.5	2.5	35.30
12/27/17	Drive Shack Inc.	NCT	FO	Consumer Services	United States	NYSE	Universal	1,000.0	-	-
12/28/17	Iovance Biotherapeutics, Inc.	IOVA	FO	Healthcare	United States	NASDAQ	Universal	250.0	-	-
12/28/17	BioLineRx, Ltd.	BLRX	FO	Healthcare	Israel	NASDAQ	Universal	150.0	-	-

* Shelf filings over \$50M

Total: 1,632.4

Withdrawn or Postponed Deals This Week (1)

W/P Date	Issuer	Ticker	Type	Sector	Domicile	Exchange	Bookrunners	Filed Terms		
								Curr. Amt. Filed (\$M)	Curr. Shrs. Filed (M)	Reason
12/28/17	Sun Biopharma Inc	SNBP	FO	Healthcare	United States	NASDAQ	AEGIS	10.0	0.8	Market Conditions

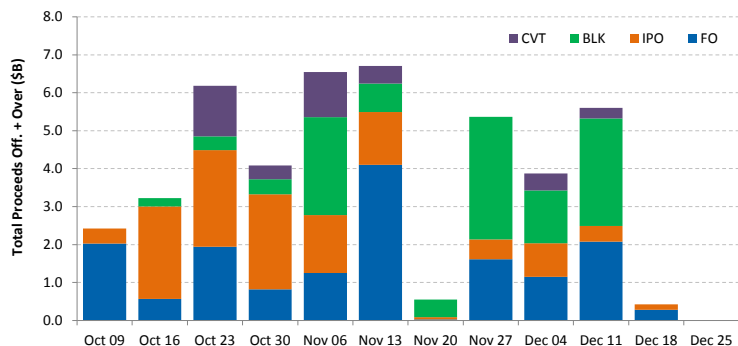
Total: 10.0

Ipreo Daily Market Update

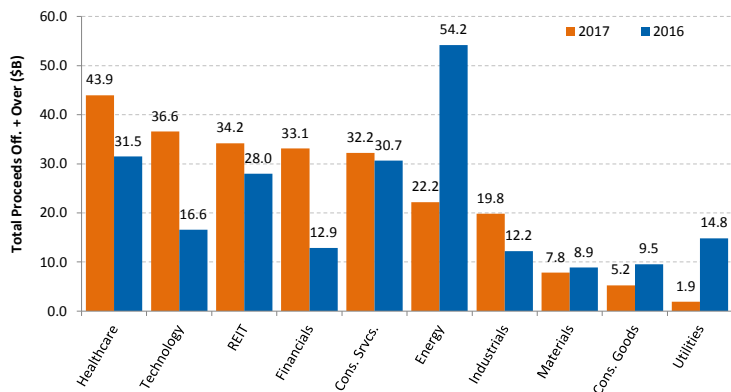
Market Summary

Week of December 25, 2017

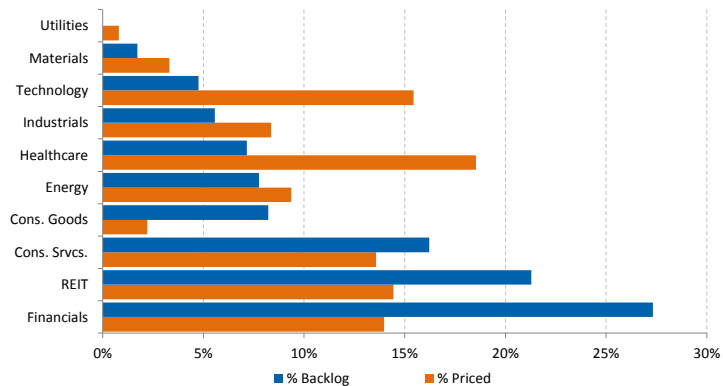
Trailing 12-Week US Proceeds by Deal Type



YoY Total US Issuance by Industry



YTD US Priced vs. Backlog



Market Summary

Major Indices	Last Close	1-Day (%)	1-Week (%)	1-Month (%)	1-Year (%)	YTD (%)
S&P 500	2,687.5	0.18	0.11	2.30	19.45	20.04
Dow Jones	24,837.5	0.26	0.22	4.20	25.23	25.68
NASDAQ	6,950.2	0.16	-0.22	0.55	27.79	29.11
Russell 2000	1,548.9	0.32	0.12	0.81	13.82	14.13
FTSE 100	7,622.9	0.03	0.25	2.17	7.27	6.72
DAX	12,979.9	-0.69	-0.99	-0.61	13.12	13.06
Nikkei 225	22,784.0	-0.56	-0.36	1.32	17.43	19.20
Hang Seng	29,863.7	0.90	1.69	0.62	37.27	35.74
Brazil Bovespa	76,402.1	0.43	1.69	3.05	27.80	26.86
Mexico IPC	48,861.9	0.43	0.74	3.46	7.24	7.05

S&P 500 Sector Indices

S&P 500 Sector Indices	Last Close	1-Day (%)	1-Week (%)	1-Month (%)	1-Year (%)	YTD (%)
Materials	380.1	0.39	0.82	2.78	20.90	21.78
Financials	467.2	0.41	-0.08	4.94	20.27	20.87
Consumer Disc.	790.6	0.25	0.11	3.87	20.72	22.03
Consumer Staples	587.6	-0.19	0.23	3.30	10.43	10.50
Energy	535.5	0.09	0.81	7.35	-3.92	-3.42
Healthcare	963.3	0.09	0.01	1.22	20.56	20.88
Industrials	639.7	0.16	0.50	4.55	18.35	18.88
Information Tech.	1,113.0	0.10	-0.51	-1.05	36.35	37.76
Telecom	167.6	0.52	0.68	10.52	-5.19	-5.11
Utilities	267.4	0.48	0.44	-6.02	9.18	8.32

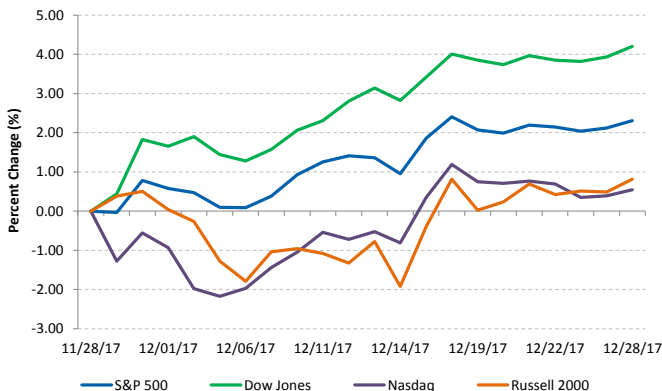
Commodities (NYMEX Front Month Contract)

Commodities	Last Close	1-Day (%)	1-Week (%)	1-Month (%)	1-Year (%)	YTD (%)
Gold	1,297.2	0.45	2.09	0.18	13.70	12.63
Silver	16.9	1.00	4.21	0.60	5.52	5.84
Copper	3.31	0.75	2.76	7.72	32.31	32.05
Crude Oil	59.8	0.34	2.54	3.19	10.69	11.39
Natural Gas	2.9	6.66	12.16	-6.84	-25.85	-20.90
Cotton	0.79	-0.19	1.10	9.23	12.97	11.54
Corn	3.52	-0.49	0.21	0.64	1.08	0.00
Sugar	0.15	0.47	1.56	-0.27	-21.01	-23.12
Wheat	4.28	-0.06	0.18	-0.35	6.54	4.84

Major Currencies

Major Currencies	USD	EUR	GBP	JPY	CAD	AUD
USD	1.000	0.834	0.741	112.605	1.254	1.280
EUR	1.198	1.000	0.888	134.942	1.503	1.534
GBP	1.350	1.127	1.000	152.039	1.693	1.728
JPY	0.009	0.007	0.007	1.000	0.011	0.011
CAD	0.797	0.665	0.591	89.797	1.000	1.021
AUD	0.781	0.652	0.579	0.980	0.980	1.000

Major US Indices 1-Month Trailing



Econ Calendar

Monday, December 25, 2017			
Indicator	Period	Expectation	Result
No events listed for this date.			

Tuesday, December 26, 2017			
Indicator	Period	Expectation	Result
S&P Home Price Index	Oct	6.3%	6.4%

Wednesday, December 27, 2017			
Indicator	Period	Expectation	Result
Consumer Confidence	Nov	128.0	122.1
Pending Home Sales	Dec	-0.7%	0.2%

Thursday, December 28, 2017			
Indicator	Period	Expectation	Result
Initial Claims	12/23	238K	245K
Continuing Claims	12/16	-	1943K
Adv. Intl. Trade in Goods	Nov	-	-\$69.7B
Adv. Wholesale Inventories	Nov	-	0.7%
Natural Gas Inventories	12/23	-	-112bcf
Crude Inventories	12/23	-	-4.6M
Chicago PMI	Dec	61.9	67.6

Friday, December 29, 2017			
Indicator	Period	Expectation	Result
No events listed for this date.			

Source: Briefing.com

About Ipreo Analytics

Ipreo Capital Markets Services is an outsourced consultative service that serves as an extension of your team, focused on providing research, intelligence and data on the capital markets. If you have any questions, please contact Ipreo Capital Markets at CapitalMarkets@ipreo.com or 855-288-5995.

All deal data provided by Ipreo's Equity Deals Database, a comprehensive U.S. equities deals database providing quick and accurate deal information.

