

U.S. Equity Capital Markets

Daily Market Update



Monday, June 11, 2018

Data as of 8:00 AM

Ipreo Daily Market Update

Priced Deals

Week of June 11, 2018

Initial Public Offerings This Week (0)

Issue Date	Issuer	Ticker	Sector	Domicile	Exchange	Bookrunners	Fin. Spons.	Filed Terms		Pricing Statistics				Performance Statistics		
								Last File Range (\$)	Last Offer Amt. (\$M)	Amt. + Over. (\$M)	Offer Price (\$)	Shrs. Offered	% Primary	Shoe Exer.	Last File/ Offer (%)	Offer/ Curr. (%)

No IPOs have priced so far this week

Follow-On Offerings This Week (0)

Issue Date	Issuer	Ticker	Sector	Domicile	Exchange	Bookrunners	Accel. Deal	Shelf Take.	Filed Terms		Pricing Statistics				Performance Statistics		
									Last File Range (\$)	Last Offer Amt. (\$M)	Amt. + Over. (\$M)	Offer Price (\$)	Shrs. Offered	% Primary	Shoe Exer.	Last Sale/ Offer (%)	Offer/ Curr. (%)

No Follow-Ons have priced so far this week

Block Offerings This Week (0)

Issue Date	Issuer	Ticker	Sector	Domicile	Exchange	Bookrunners	Shelf Take.	Last Price (\$)	Pricing Statistics				Performance Stats	
									Amt. + Over. (\$M)	Offer Price (\$)	Shrs. Offered	% Primary	Shoe Exer.	Re-Off. (%)

No Blocks have priced this week

Equity-Related Offerings This Week (0)

Issue Date	Issuer	Ticker	Sector	Domicile	Exchange	Bookrunners	Talk		Pricing Statistics				
							Coupon (%)	Premium (%)	Amt. + Over. (\$M)	Offer Price (\$)	Coupon (%)	Premium (%)	Shoe Exer.

No Converts have priced this week

Ipreo Daily Market Update

The Pipeline

Week of June 11, 2018

Expected Deals This Week and Next (8)

Expected Date	Issuer	Ticker	Type	Sector	Domicile	Exchange	Bookrunners	Filed Terms			Timeline	
								Curr. Amt. Filed (\$M)	Curr. Shrs. Filed (M)	Curr. File Price/Range	Initial File Date	Last Amend. File Date
06/11/18	Far Point Acquisition Corp	FPAC.U	IPO	Blank Check	United States	NYSE	CS, BAML	500.0	50.0	10.00	5/22/18	6/6/18
06/13/18	U.S. Xpress Enterprises, Inc.	USX	IPO	Industrials	United States	NYSE	BAML, MS, JPM, WFC	343.1	18.1	18 - 20	5/7/18	6/4/18
06/13/18	Charah Solutions, Inc.	CHRA	IPO	Industrials	United States	NYSE	MS, BAML, STFL	125.0	7.4	16 - 18	5/18/18	6/4/18
06/13/18	Adaptive Insights, Inc.	ADIN	IPO	Technology	United States	NYSE	MS, BAML, JEFFER, RBC	114.8	8.2	13 - 15	5/17/18	6/1/18
06/14/18	Avalara, Inc.	AVLR	IPO	Technology	United States	NYSE	GS, JPM, BAML	150.0	7.5	19 - 21	5/11/18	6/4/18
06/14/18	Puxin, Ltd.	NEW	IPO	Consumer Services	China	NYSE	CITI, DB, BRCLY, HAITSEC, CICC	133.2	7.2	17 - 20	5/18/18	6/1/18
06/14/18	Verrica Pharmaceuticals Inc.	VRCA	IPO	Healthcare	United States	NASDAQ	BAML, JEFFER, COWEN	75.0	5.0	14 - 16	5/22/18	6/5/18
06/20/18	Kezar Life Sciences, Inc.	KZR	IPO	Healthcare	United States	NASDAQ	JEFFER, COWEN, WFC, WBLAIR	70.0	4.7	14 - 16	5/24/18	6/8/18
Total:								1,511.1				

Amended Filings This Week (6)

Amended Date	Issuer	Ticker	Type	Sector	Domicile	Exchange	Bookrunners	Filed Terms			Timeline	
								Curr. Amt. Filed (\$M)	Curr. Shrs. Filed (M)	Curr. File Price/Range	Initial File Date	Expected Date
6/11/18	Essential Properties Realty Trust, Inc.	EPRT	IPO	REIT	United States	NYSE	GS, CITI, BRCLY, BAML, CS	503.8	32.5	14 - 17	5/25/18	To be ann.
6/11/18	Aptinyx Inc.	APTIX	IPO	Healthcare	United States	NASDAQ	JPM, COWEN, LEERINK, BMO	80.0	5.3	14 - 16	5/23/18	To be ann.
6/11/18	i3 Verticals, Inc.	IIIV	IPO	Technology	United States	NASDAQ	COWEN, RAYMND, KEYBANC	79.8	6.7	11 - 13	5/25/18	To be ann.
6/11/18	AVROBIO, Inc.	AVRO	IPO	Healthcare	United States	NASDAQ	MS, COWEN, WFC, WEDBUSH	75.0	4.4	16 - 18	5/25/18	To be ann.
6/11/18	Xeris Pharmaceuticals, Inc.	XERS	IPO	Healthcare	United States	NASDAQ	JEFFER, LEERINK, RBC, MIZUHO	75.0	5.0	14 - 16	5/24/18	To be ann.
6/11/18	electroCore, Inc.	ECOR	IPO	Healthcare	United States	NASDAQ	EVERCORE, CFCS, JMPSEC	65.0	4.3	14 - 16	5/21/18	To be ann.
Total:								878.6				

Initial Filings This Week (2)

Filing Date	Issuer	Ticker	Type	Sector	Domicile	Exchange	Bookrunners	Filed Terms			Timeline
								Curr. Amt. Filed (\$M)	Curr. Shrs. Filed (M)	Curr. File Price/Range	Expected Date
6/11/18	Flagstar Bancorp, Inc.	FBC	FO	Financials	United States	NYSE	SANDLER, STFL	298.0	8.0	37.25	To be ann.
6/11/18	CIRCOR International, Inc.	CIR	FO	Industrials	United States	NYSE	CITI, DB	160.2	3.3	48.78	To be ann.
Total:								458.2			

Shelf Filings This Week (0)

Filing Date	Issuer	Ticker	Type	Sector	Domicile	Exchange	Type	Filed Terms		
								Curr. Amt. Filed (\$M)	Curr. Shrs. Filed (M)	Curr. File Price/Range
No Shelf Filings this week										

Withdrawn or Postponed Deals This Week (0)

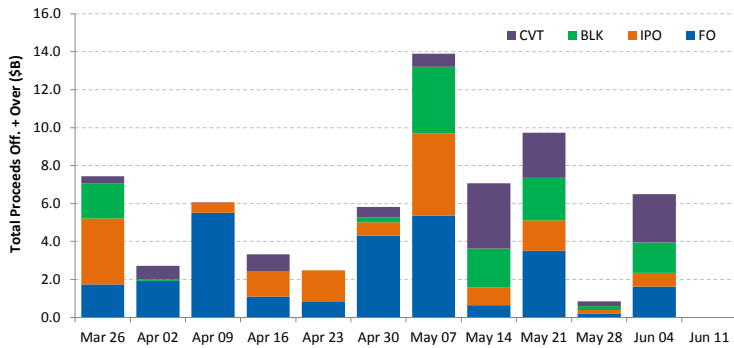
W/P Date	Issuer	Ticker	Type	Sector	Domicile	Exchange	Bookrunners	Filed Terms		
								Curr. Amt. Filed (\$M)	Curr. Shrs. Filed (M)	Reason
No Withdrawn or Postponed deals this week										

Ipreo Daily Market Update

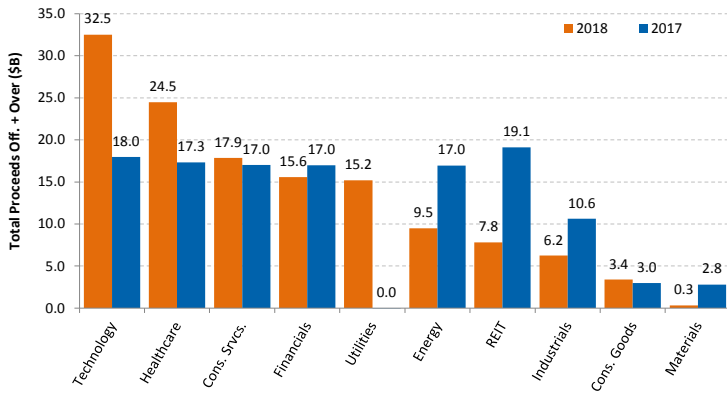
Market Summary

Week of June 11, 2018

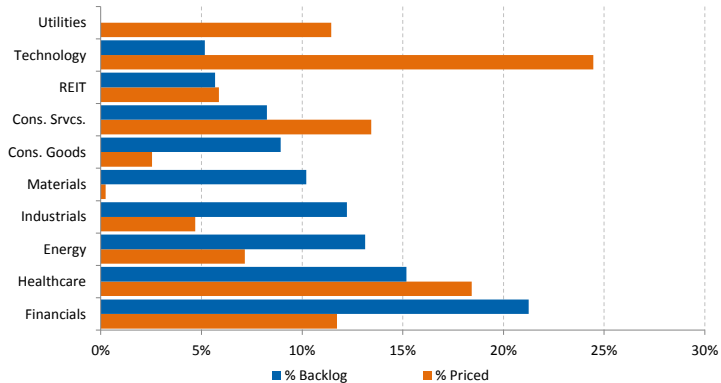
Trailing 12-Week US Proceeds by Deal Type



YoY Total US Issuance by Industry



YTD US Priced vs. Backlog



Market Summary

Major Indices	Last Close	1-Day (%)	1-Week (%)	1-Month (%)	1-Year (%)	YTD (%)
S&P 500	2,779.0	0.31	1.62	4.01	14.19	3.94
Dow Jones	25,316.5	0.30	2.77	3.93	19.52	2.42
NASDAQ	7,645.5	0.14	1.21	5.21	20.94	10.75
Russell 2000	1,672.5	0.28	1.49	5.43	18.15	8.92
FTSE 100	7,681.1	-0.30	-0.27	1.52	3.10	-0.09
DAX	12,766.6	-0.35	0.33	-1.13	0.42	-1.17
Nikkei 225	22,694.5	-0.56	2.36	0.83	13.99	-0.31
Hang Seng	30,958.2	-1.76	1.53	1.83	18.78	3.47
Brazil Bovespa	72,942.1	-1.23	-5.56	-12.07	16.23	-4.53
Mexico IPC	45,939.5	1.02	2.06	-1.67	-6.41	-6.92

S&P 500 Sector Indices

S&P 500 Sector Indices	Last Close	1-Day (%)	1-Week (%)	1-Month (%)	1-Year (%)	YTD (%)
Materials	379.6	0.26	2.93	5.22	12.51	0.18
Financials	465.2	0.26	2.18	1.53	17.85	0.26
Consumer Disc.	873.5	0.25	3.18	5.61	21.12	11.23
Consumer Staples	520.1	1.30	2.41	3.17	-10.59	-11.45
Energy	565.0	-0.22	0.65	2.71	19.02	5.93
Healthcare	982.3	0.70	2.04	5.78	10.56	2.72
Industrials	640.6	0.43	1.58	4.04	10.93	0.44
Information Tech.	1,256.1	0.03	0.69	4.90	27.56	13.56
Telecom	150.1	0.20	3.36	5.30	-5.32	-9.61
Utilities	245.0	-0.01	-3.18	-3.22	-9.50	-8.38

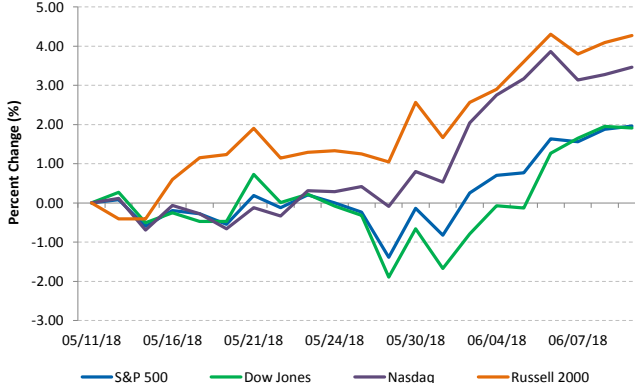
Commodities (NYMEX Front Month Contract)

Commodities	Last Close	1-Day (%)	1-Week (%)	1-Month (%)	1-Year (%)	YTD (%)
Gold	1,302.7	-0.02	0.26	-0.84	1.81	-0.50
Silver	16.7	-0.44	1.82	1.63	-3.86	-2.36
Copper	3.30	0.76	6.50	7.88	26.46	-0.02
Crude Oil	65.7	-0.32	-0.11	-4.81	44.04	8.81
Natural Gas	2.9	-1.37	-2.43	5.78	-4.56	-2.13
Cotton	0.95	1.30	1.76	11.20	24.02	20.74
Corn	3.78	0.40	-3.51	-6.32	-2.07	7.70
Sugar	0.12	4.43	-2.16	5.97	-14.57	-19.20
Wheat	5.20	-1.28	-0.62	1.07	15.75	21.78

Major Currencies

Major Currencies	USD	EUR	GBP	JPY	CAD	AUD
USD	1.000	0.848	0.748	110.030	1.299	1.315
EUR	1.179	1.000	0.882	129.732	1.531	1.550
GBP	1.337	1.134	1.000	147.077	1.736	1.757
JPY	0.009	0.008	0.007	1.000	0.012	0.012
CAD	0.770	0.653	0.576	84.734	1.000	1.012
AUD	0.761	0.645	0.569	0.988	0.988	1.000

Major US Indices 1-Month Trailing



Econ Calendar

Monday, June 11, 2018			
Indicator	Period	Expectation	Result
No Releases Scheduled			

Tuesday, June 12, 2018			
Indicator	Period	Expectation	Result
NFIB Small Business Index	May	NA	
CPI	May	0.3%	
Core CPI	May	0.2%	
Treasury Budget	May	NA	

Wednesday, June 13, 2018			
Indicator	Period	Expectation	Result
MBA Mortgage App. Index	6/9	NA	
PPI	May	0.3%	
Core PPI	May	0.2%	
Crude Inventories	6/9	NA	
FOMC Rate Decision	Jun	1.875%	

Thursday, June 14, 2018			
Indicator	Period	Expectation	Result
Export Prices ex-ag	May	NA	
Import Prices ex-oil	May	NA	
Initial Claims	6/9	223,000	
Continuing Claims	6/2	NA	
Retail Sales	May	0.4%	
Retail Sales ex- auto	May	0.4%	
Business Inventories	Apr	0.3%	

Friday, June 15, 2018			
Indicator	Period	Expectation	Result
Empire Manufacturing	Jun	20.0	
Industrial Production	May	0.2%	
Capacity Utilization	May	78.1%	
Michigan Sentiment - Prelim	Jun	99.0	
Net Long-Term TIC Flow	Apr	NA	

Source: Briefing.com

About Ipreo Analytics

Ipreo Capital Markets Services is an outsourced consultative service that serves as an extension of your team, focused on providing research, intelligence and data on the capital markets. If you have any questions, please contact Ipreo Capital Markets at CapitalMarkets@ipreo.com or 855-288-5995.

All deal data provided by Ipreo's Equity Deals Database, a comprehensive U.S. equities deals database providing quick and accurate deal information.