

U.S. Equity Capital Markets

Daily Market Update



Tuesday, July 17, 2018

Data as of 8:00 AM

Ipreo Daily Market Update



Priced Deals

Week of July 16, 2018

Initial Public Offerings This Week (0)

Issue Date	Issuer	Ticker	Sector	Domicile	Exchange	Bookrunners	Fin. Spons.	Filed Terms		Pricing Statistics				Performance Statistics		
								Last File Range (\$)	Last Offer Amt. (\$M)	Amt. + Over. (\$M)	Offer Price (\$)	Shrs. Offered	% Primary	Shoe Exer.	Last Sale/ Offer (%)	Offer/ Curr. (%)
<i>No IPOs have priced so far this week</i>																

Follow-On Offerings This Week (0)

Issue Date	Issuer	Ticker	Sector	Domicile	Exchange	Bookrunners	Accel. Deal	Shelf Take.	Filed Terms		Pricing Statistics				Performance Statistics		
									Last File Range (\$)	Last Offer Amt. (\$M)	Amt. + Over. (\$M)	Offer Price (\$)	Shrs. Offered	% Primary	Shoe Exer.	Last Sale/ Offer (%)	Offer/ Curr. (%)
<i>No Follow-Ons have priced so far this week</i>																	

Block Offerings This Week (0)

Issue Date	Issuer	Ticker	Sector	Domicile	Exchange	Bookrunners	Shelf Take.	Last Price (\$)	Pricing Statistics				Performance Stats	
									Amt. + Over. (\$M)	Offer Price (\$)	Shrs. Offered	% Primary	Shoe Exer.	Re-Off. Disc. (%)
<i>No Blocks have priced this week</i>														

Equity-Related Offerings This Week (0)

Issue Date	Issuer	Ticker	Sector	Domicile	Exchange	Bookrunners	Talk		Pricing Statistics				
							Coupon (%)	Premium (%)	Amt. + Over. (\$M)	Offer Price (\$)	Coupon (%)	Premium (%)	Shoe Exer.
<i>No Converts have priced this week</i>													

Ipreno Daily Market Update

The Pipeline

Week of July 16, 2018

Expected Deals This Week and Next (25)

Expected Date	Issuer	Ticker	Type	Sector	Domicile	Exchange	Bookrunners	Filed Terms			Timeline	
								Curr. Amt. Filed (\$M)	Curr. Shrs. Filed (M)	Curr. File Price/Range	Initial File Date	Last Amend. File Date
07/17/18	Rubius Therapeutics, Inc.	RUBY	IPO	Healthcare	United States	NASDAQ	JPM, MS, JEFFER, LEERINK	200.1	9.5	20 - 22	6/22/18	7/9/18
07/17/18	Crinetics Pharmaceuticals, Inc.	CRNX	IPO	Healthcare	United States	NASDAQ	JPM, LEERINK, PIPER	80.0	5.0	15 - 17	6/15/18	7/9/18
07/17/18	NanoString Technologies, Inc.	NSTG	FO	Healthcare	United States	NASDAQ	JPM, UBS	50.0	-	15.10	7/16/18	-
07/17/18	Coastal Financial Corp.	CCB	IPO	Financials	United States	NASDAQ	STFL, HOVDE	38.1	2.7	13 - 15	6/19/18	7/10/18
07/18/18	AFG Holdings, Inc.	AFGL	IPO	Energy	United States	NYSE	GS, CS, PIPER, BRCLY, EVERCORE, UBS, WFC	300.3	18.2	15 - 18	6/1/18	7/9/18
07/18/18	Carbonite, Inc.	CARB	FO	Technology	United States	NASDAQ	BRCLY, JEFFER, RBC	173.6	4.5	38.40	7/16/18	-
07/18/18	Tilray, Inc.	TLRY	IPO	Basic Materials	Canada	NASDAQ	COWEN, BMO	135.0	9.0	14 - 16	6/20/18	7/9/18
07/18/18	Evolus, Inc.	EOLS	FO	Healthcare	United States	NASDAQ	CFCO, MIZUHO	125.7	5.0	25.13	7/16/18	-
07/18/18	Redfin Corporation	RDFN	CVT	Technology	United States	NASDAQ	GS, BAML, RBC	125.0	0.1	-	7/16/18	-
07/18/18	Allakos Inc.	ALLK	IPO	Healthcare	United States	NASDAQ	GS, JEFFER	96.0	6.0	15 - 17	6/22/18	7/9/18
07/18/18	Redfin Corporation	RDFN	FO	Technology	United States	NASDAQ	GS, BAML, RBC, ALLEN	84.0	3.5	23.99	7/16/18	-
07/18/18	Constellation Pharmaceuticals, Inc.	CNST	IPO	Healthcare	United States	NASDAQ	JPM, JEFFER, BMO, OPPEN	80.1	5.3	14 - 16	6/22/18	7/9/18
07/18/18	Establishment Labs Holdings Inc.	ESTA	IPO	Healthcare	Costa Rica	NASDAQ	JEFFER, COWEN	50.0	3.1	15 - 17	6/21/18	7/9/18
07/18/18	First Western Financial Inc	MYFW	IPO	Financials	United States	NASDAQ	STFL, STEPHENS	37.0	1.9	19 - 21	6/19/18	7/9/18
07/18/18	DERMAdoctor, LLC	DDOC	IPO	Consumer Goods	United States	NASDAQ	THINK	12.4	2.5	5.00	5/2/18	7/5/18
07/19/18	Replimune Group, Inc.	REPL	IPO	Healthcare	United States	NASDAQ	JPM, LEERINK, BMO	100.5	6.7	14 - 16	6/22/18	7/10/18
07/24/18	Bloom Energy Corp.	BE	IPO	Industrials	United States	NYSE	JPM, MS, CS, KEYBANC, BAML	252.0	18.0	13 - 15	6/12/18	7/9/18
07/24/18	Aquestive Therapeutics, Inc.	AQST	IPO	Healthcare	United States	NASDAQ	BMO, RBC	60.0	4.0	14 - 16	6/27/18	7/16/18
07/25/18	Pinduoduo Inc	PDD	IPO	Consumer Services	China	NASDAQ	CS, GS, CICC, CHINAREN	1,498.0	85.6	16 - 19	6/29/18	7/16/18
07/25/18	Focus Financial Partners Inc.	FOCS	IPO	Financials	United States	NASDAQ	GS, BAML, KKR, BMO, RBC, SUNTCAP	600.0	16.2	35 - 39	5/24/18	7/16/18
07/25/18	Berry Petroleum Corp.	BRY	IPO	Energy	United States	NASDAQ	GS, WFC, BMO, EVERCORE, UBS	300.0	18.8	15 - 17	6/29/18	7/16/18
07/25/18	Tenable Holdings, Inc.	TENB	IPO	Technology	United States	NASDAQ	MS, JPM, ALLEN, DB, STFL	165.6	9.2	17 - 19	6/29/18	7/16/18
07/25/18	Liquidia Technologies, Inc.	LQDA	IPO	Healthcare	United States	NASDAQ	JEFFER, COWEN	50.0	4.5	10 - 12	6/28/18	7/13/18
07/26/18	Aurora Mobile Ltd	JG	IPO	Technology	China	NASDAQ	GS, CS, DB	114.0	12.0	8.50 - 10.50	6/29/18	7/13/18
07/26/18	Opera Ltd	OPRA	IPO	Technology	Norway	NASDAQ	CICC, CITI	105.6	9.6	10 - 12	6/29/18	7/13/18
<i>* Bold text indicates a deal was initially filed or amended this week</i>								Total:	4,832.8			

Amended Filings This Week (4)

Amended Date	Issuer	Ticker	Type	Sector	Domicile	Exchange	Bookrunners	Filed Terms			Timeline	
								Curr. Amt. Filed (\$M)	Curr. Shrs. Filed (M)	Curr. File Price/Range	Initial File Date	Expected Date
7/16/18	Cango Inc.	CANG	IPO	Technology	China	NYSE	MS, BAML, GS, BKCHINA	137.5	12.5	10 - 12	6/22/18	To be ann.
7/16/18	Endava, LTD	DAVA	IPO	Technology	United Kingdom	NYSE	MS, CITI, CS, DB, COWEN, WBLAIR	100.8	5.6	17 - 19	6/29/18	To be ann.
7/17/18	BioNano Genomics, Inc.	BNGO	IPO	Healthcare	United States	NASDAQ	ROTH	30.2	3.4	8 - 10	6/28/18	To be ann.
7/17/18	MR2 Group, Inc.	MRMR	IPO	Technology	United States	NASDAQ	THINK	14.8	1.8	7 - 9	4/25/18	To be ann.
Total:								283.2				

Initial Filings This Week (4)

Filing Date	Issuer	Ticker	Type	Sector	Domicile	Exchange	Bookrunners	Filed Terms			Timeline	
								Curr. Amt. Filed (\$M)	Curr. Shrs. Filed (M)	Curr. File Price/Range	Expected Date	
7/16/18	CalAmp Corp.	CAMP	CVT	Technology	United States	NASDAQ	To be ann.	200.0	0.2	-	-	To be ann.
7/16/18	Remora Royalties, Inc.	RRI	IPO	Energy	United States	NASDAQ	RBC, WFC, UBS	100.0	-	-	-	To be ann.
7/16/18	Ra Medical Systems, Inc.	RMED	IPO	Healthcare	United States	NYSE	PIPER, CFCCO	86.3	-	-	-	To be ann.
7/16/18	Pintec Technology Holdings Limited	PT	IPO	Technology	China	NASDAQ	GS, DB, CITI	70.0	-	0.00	-	To be ann.
Total:								456.3				

Shelf Filings This Week (1)

Filing Date	Issuer	Ticker	Type	Sector	Domicile	Exchange	Type	Filed Terms			
								Curr. Amt. Filed (\$M)	Curr. Shrs. Filed (M)	Curr. File Price/Range	
7/16/18	Mustang Bio, Inc.	MBIO	FO	Healthcare	United States	NASDAQ	Universal	75.0	-	-	
<i>* Shelf filings over \$50M</i>								Total:	75.0		

Withdrawn or Postponed Deals This Week (0)

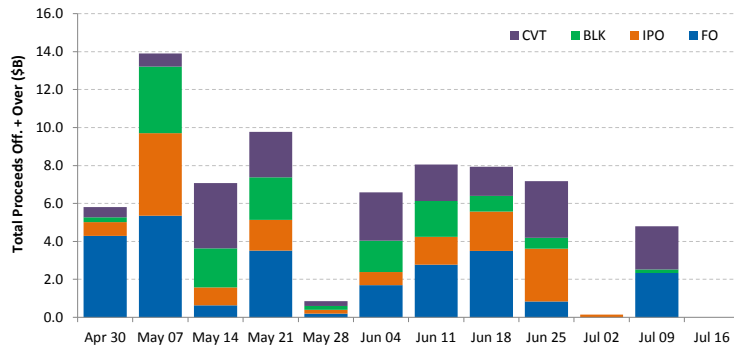
W/P Date	Issuer	Ticker	Type	Sector	Domicile	Exchange	Bookrunners	Filed Terms		
								Curr. Amt. Filed (\$M)	Curr. Shrs. Filed (M)	Reason
<i>No Withdrawn or Postponed deals this week</i>										

Ipreo Daily Market Update

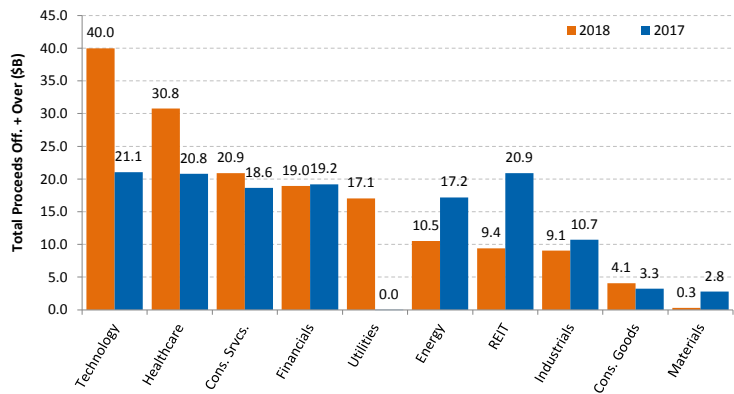
Market Summary

Week of July 16, 2018

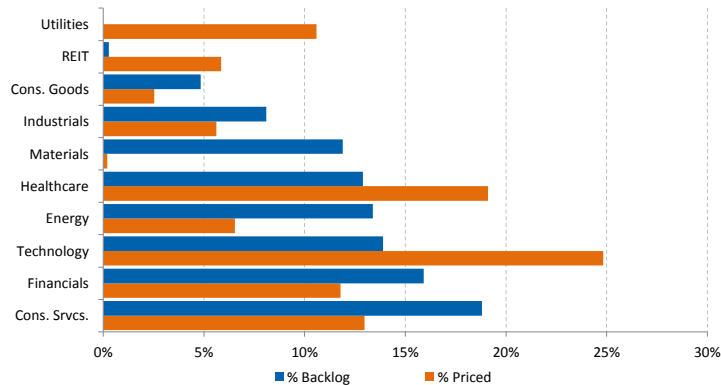
Trailing 12-Week US Proceeds by Deal Type



YoY Total US Issuance by Industry



YTD US Priced vs. Backlog



Market Summary

Major Indices	Last Close	1-Day (%)	1-Week (%)	1-Month (%)	1-Year (%)	YTD (%)
S&P 500	2,798.4	-0.10	0.51	0.68	13.79	4.67
Dow Jones	25,064.4	0.18	1.16	-0.10	15.84	1.40
NASDAQ	7,805.7	-0.26	0.64	0.77	23.66	13.07
Russell 2000	1,678.5	-0.51	-1.53	-0.32	17.48	9.32
FTSE 100	7,600.5	-0.80	-1.14	-0.44	3.01	-1.14
DAX	12,561.0	0.16	0.14	-3.46	-0.56	-2.76
Nikkei 225	22,597.4	0.00	2.47	-1.11	12.32	-0.74
Hang Seng	28,539.7	0.05	-0.52	-5.84	8.15	-4.61
Brazil Bovespa	76,652.6	0.08	2.19	8.33	17.14	0.33
Mexico IPC	48,454.2	0.10	-1.59	3.23	-5.29	-1.82

S&P 500 Sector Indices

S&P 500 Sector Indices	Last Close	1-Day (%)	1-Week (%)	1-Month (%)	1-Year (%)	YTD (%)
Materials	364.1	-0.80	-1.44	-2.75	5.15	-3.91
Financials	455.7	1.80	0.62	-0.14	10.36	-1.78
Consumer Disc.	898.2	0.19	1.11	0.57	25.18	14.37
Consumer Staples	539.0	-0.51	0.92	1.67	-4.47	-8.25
Energy	557.4	-1.18	-1.85	1.81	15.70	4.50
Healthcare	1,004.6	-0.69	0.25	1.49	8.51	5.05
Industrials	617.2	-0.44	-0.02	-2.30	3.99	-3.23
Information Tech.	1,271.2	-0.35	1.13	0.70	29.58	14.92
Telecom	149.6	0.47	0.31	1.69	0.33	-9.90
Utilities	266.1	-0.15	1.85	5.92	0.98	-0.47

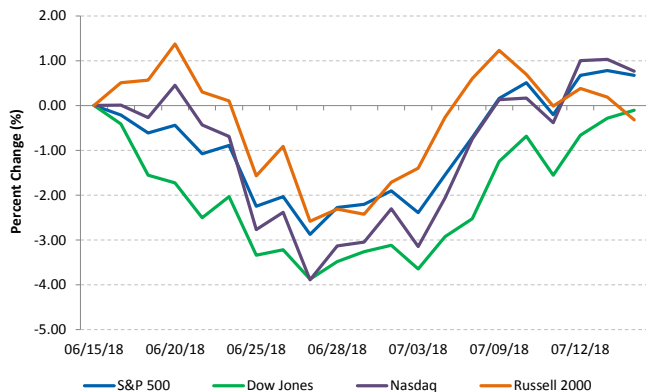
Commodities (NYMEX Front Month Contract)

Commodities (NYMEX Front Month Contract)	Last Close	1-Day (%)	1-Week (%)	1-Month (%)	1-Year (%)	YTD (%)
Gold	1,239.7	-0.12	-1.58	-3.03	0.99	-5.32
Silver	15.8	-0.02	-2.03	-4.05	-0.45	-7.77
Copper	2.76	-0.40	-3.00	-12.08	3.00	-16.24
Crude Oil	68.1	-4.15	-7.84	4.61	46.24	12.64
Natural Gas	2.8	0.25	-2.44	-8.70	-7.42	-6.57
Cotton	0.88	-0.08	2.69	-2.31	31.83	11.62
Corn	3.55	0.14	-3.20	-1.66	-2.74	1.28
Sugar	0.11	1.64	-2.28	-9.80	-22.10	-26.52
Wheat	4.89	-1.71	-3.84	-2.20	-1.26	14.40

Major Currencies

Major Currencies	USD	EUR	GBP	JPY	CAD	AUD
USD	1.000	0.852	0.754	112.385	1.313	1.347
EUR	1.173	1.000	0.885	131.834	1.540	1.581
GBP	1.326	1.130	1.000	148.966	1.740	1.786
JPY	0.009	0.008	0.007	1.000	0.012	0.012
CAD	0.762	0.649	0.575	85.610	1.000	1.026
AUD	0.742	0.633	0.560	0.974	0.974	1.000

Major US Indices 1-Month Trailing



Econ Calendar

Monday, July 16, 2018			
Indicator	Period	Expectation	Result
Retail Sales	June	0.5%	0.5%
Retail Sales ex-auto	June	0.3%	0.4%
Empire Manufacturing	July	21	22.6
Business Inventories	May	0.4%	0.4%

Tuesday, July 17, 2018

Indicator	Period	Expectation	Result
Industrial Production	June	0.50%	
Capacity Utilization	June	78.30%	
NAHB Housing Market Index	July	69	
Net Long-Term TIC Flows	May	N/A	

Wednesday, July 18, 2018

Indicator	Period	Expectation	Result
MBA Mortgage App. Index	7/14	N/A	
Housing Starts	June	1318K	
Building Permits	June	1330K	
Crude Inventories	7/14	N/A	
Beige Book	June	N/A	

Thursday, July 19, 2018

Indicator	Period	Expectation	Result
Initial Claims	7/14	220K	
Continuing Claims	7/07	N/A	
Philadelphia Fed	July	22.0	
Leading Indicators	June	0.4%	
Natural Gas Inventories	7/14	N/A	

Friday, July 20, 2018

Indicator	Period	Expectation	Result
No Releases Scheduled			

Source: Briefing.com

About Ipreo Analytics

Ipreo Capital Markets Services is an outsourced consultative service that serves as an extension of your team, focused on providing research, intelligence and data on the capital markets. If you have any questions, please contact Ipreo Capital Markets at CapitalMarkets@ipreo.com or 855-288-5995.

All deal data provided by Ipreo's Equity Deals Database, a comprehensive U.S. equities deals database providing quick and accurate deal information.