

# U.S. Equity Capital Markets

## Daily Market Update



Monday, July 23, 2018

Data as of 8:00 AM

# Ipreo Daily Market Update

## Priced Deals



Week of July 23, 2018

### Initial Public Offerings This Week (0)

Issue Date	Issuer	Ticker	Sector	Domicile	Exchange	Bookrunners	Fin. Spons.	Filed Terms		Pricing Statistics				Performance Statistics		
								Last File Range (\$)	Last Offer Amt. (\$M)	Amt. + Over. (\$M)	Offer Price (\$)	Shrs. Offered	% Primary	Shoe Exer.	Last File/ Offer (%)	Offer/ Curr. (%)

No IPOs have priced so far this week

### Follow-On Offerings This Week (0)

Issue Date	Issuer	Ticker	Sector	Domicile	Exchange	Bookrunners	Accel. Deal	Shelf Take.	Filed Terms		Pricing Statistics				Performance Statistics		
									Last File Range (\$)	Last Offer Amt. (\$M)	Amt. + Over. (\$M)	Offer Price (\$)	Shrs. Offered	% Primary	Shoe Exer.	Last Sale/ Offer (%)	Offer/ Curr. (%)

No Follow-Ons have priced so far this week

### Block Offerings This Week (0)

Issue Date	Issuer	Ticker	Sector	Domicile	Exchange	Bookrunners	Shelf Take.	Last Price (\$)	Pricing Statistics				Performance Stats	
									Amt. + Over. (\$M)	Offer Price (\$)	Shrs. Offered	% Primary	Shoe Exer.	Re-Off. (%)

No Blocks have priced this week

### Equity-Related Offerings This Week (0)

Issue Date	Issuer	Ticker	Sector	Domicile	Exchange	Bookrunners	Talk		Pricing Statistics				
							Coupon (%)	Premium (%)	Amt. + Over. (\$M)	Offer Price (\$)	Coupon (%)	Premium (%)	Shoe Exer.

No Converts have priced this week

# Ipreo Daily Market Update

## The Pipeline

Week of July 23, 2018

### Expected Deals This Week and Next (15)

Expected Date	Issuer	Ticker	Type	Sector	Domicile	Exchange	Bookrunners	Filed Terms			Timeline	
								Curr. Amt. Filed (\$M)	Curr. Shrs. Filed (M)	Curr. File Price/Range	Initial File Date	Last Amend. File Date
w/k of 07/23/18	Cellectar Biosciences, Inc.	CLRB	FO	Healthcare	United States	NASDAQ	LADENBURG	10.0	0.3	-	6/15/18	7/18/18
w/k of 07/30/18	BioNano Genomics, Inc.	BNGO	IPO	Healthcare	United States	NASDAQ	ROTH	30.2	3.4	8 - 10	6/28/18	7/17/18
07/23/18	Materialise, N.V.	MTLS	FO	Technology	Belgium	NASDAQ	PIPER, KEYBANC , BRYGARN	37.8	3.0	12.59	7/18/18	-
07/24/18	Bloom Energy Corp.	BE	IPO	Industrials	United States	NYSE	JPM, MS, CS, KEYBANC, BAML	252.0	18.0	13 - 15	6/12/18	7/9/18
07/24/18	Aquestive Therapeutics, Inc.	AQST	IPO	Healthcare	United States	NASDAQ	BMO, RBC	60.0	4.0	14 - 16	6/27/18	7/16/18
07/25/18	Pinduoduo Inc	PDD	IPO	Consumer Services	China	NASDAQ	CS, GS, CICC, CHINAREN	1,498.0	85.6	16 - 19	6/29/18	7/16/18
07/25/18	Focus Financial Partners Inc.	FOCS	IPO	Financials	United States	NASDAQ	GS, BAML, KKR, BMO, RBC, SUNTCAP	600.0	16.2	35 - 39	5/24/18	7/16/18
07/25/18	Berry Petroleum Corp.	BRY	IPO	Energy	United States	NASDAQ	GS, WFC, BMO, EVERCORE, UBS	300.0	18.8	15 - 17	6/29/18	7/16/18
07/25/18	Tenable Holdings, Inc.	TENB	IPO	Technology	United States	NASDAQ	MS, JPM, ALLEN, DB, STFL	165.6	9.2	17 - 19	6/29/18	7/16/18
07/25/18	Cango Inc.	CANG	IPO	Technology	China	NYSE	MS, BAML, GS, CSMHK, GJSEC	137.5	12.5	10 - 12	6/22/18	7/16/18
07/25/18	Liquidia Technologies, Inc.	LQDA	IPO	Healthcare	United States	NASDAQ	JEFFER, COWEN	50.0	4.5	10 - 12	6/28/18	7/13/18
07/26/18	Aurora Mobile Ltd	JG	IPO	Technology	China	NASDAQ	GS, CS, DB	114.0	12.0	8.50 - 10.50	6/29/18	7/13/18
07/26/18	Opera Ltd	OPRA	IPO	Technology	Norway	NASDAQ	CICC, CITI	105.6	9.6	10 - 12	6/29/18	7/13/18
07/26/18	Endava, LTD	DAVA	IPO	Technology	United Kingdom	NYSE	MS, CITI, CS, DB, COWEN, WBLAIR	100.8	5.6	17 - 19	6/29/18	7/16/18
07/31/18	Greenland Acquisition Corp.	GLACU	IPO	Blank Check	China	NASDAQ	CHAR DAN	40.0	4.0	10.00	6/29/18	-
<b>Total:</b>								<b>3,501.4</b>				

### Amended Filings This Week (3)

Amended Date	Issuer	Ticker	Type	Sector	Domicile	Exchange	Bookrunners	Filed Terms			Timeline	
								Curr. Amt. Filed (\$M)	Curr. Shrs. Filed (M)	Curr. File Price/Range	Initial File Date	Expected Date
7/23/18	Cushman & Wakefield plc	CWK	IPO	Real Estate	Jersey	NYSE	MS, JPM, GS, UBS, BRCLY, BAML, CITI, CS, WBLAIR	765.0	45.0	16 - 18	6/20/18	To be ann.
7/23/18	Sonos, Inc.	SONO	IPO	Consumer Services	United States	NASDAQ	MS, GS, ALLEN	250.0	13.9	17 - 19	7/6/18	To be ann.
7/23/18	Ario Technologies, Inc.	ARLO	IPO	Consumer Services	United States	NYSE	BAML, DB, GUGGEN, RAYMND, COWEN, IMPCAP	194.1	10.2	18 - 20	7/6/18	To be ann.
<b>Total:</b>								<b>1,209.1</b>				

### Initial Filings This Week (1)

Filing Date	Issuer	Ticker	Type	Sector	Domicile	Exchange	Bookrunners	Filed Terms			Timeline
								Curr. Amt. Filed (\$M)	Curr. Shrs. Filed (M)	Curr. File Price/Range	Expected Date
7/23/18	Beasley Broadcast Group, Inc.	BBGI	FO	Consumer Services	United States	NASDAQ	GUGGEN	47.0	4.4	10.60	To be ann.
<b>Total:</b>								<b>47.0</b>			

### Shelf Filings This Week (0)

Filing Date	Issuer	Ticker	Type	Sector	Domicile	Exchange	Type	Filed Terms		
								Curr. Amt. Filed (\$M)	Curr. Shrs. Filed (M)	Curr. File Price/Range
No Shelf Filings this week										

### Withdrawn or Postponed Deals This Week (0)

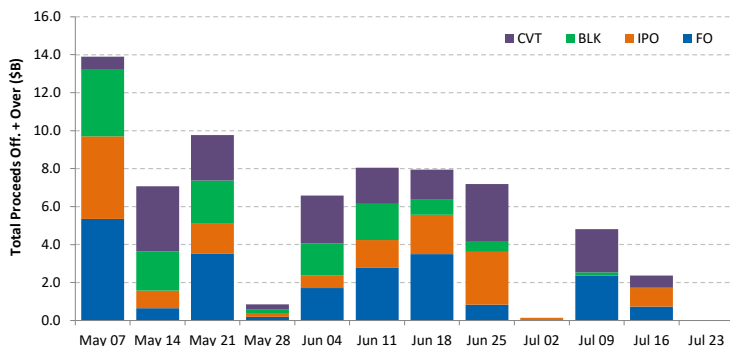
W/P Date	Issuer	Ticker	Type	Sector	Domicile	Exchange	Bookrunners	Filed Terms		
								Curr. Amt. Filed (\$M)	Curr. Shrs. Filed (M)	Reason
No Withdrawn or Postponed deals this week										

# Ipreo Daily Market Update

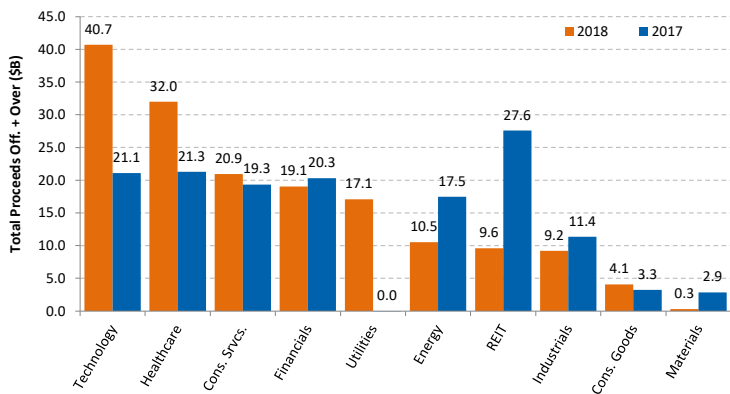
## Market Summary

Week of July 23, 2018

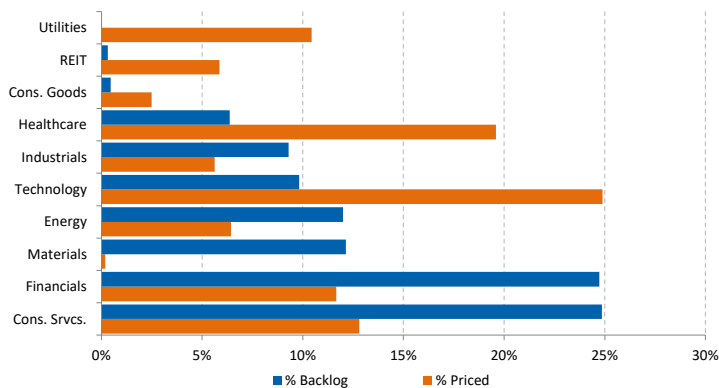
Trailing 12-Week US Proceeds by Deal Type



YoY Total US Issuance by Industry



YTD US Priced vs. Backlog



Market Summary

Major Indices	Last Close	1-Day (%)	1-Week (%)	1-Month (%)	1-Year (%)	YTD (%)
S&P 500	2,801.8	-0.09	0.02	1.25	13.28	4.80
Dow Jones	25,058.1	-0.03	0.15	1.62	15.95	1.37
NASDAQ	7,820.2	-0.07	-0.07	0.50	22.38	13.28
Russell 2000	1,696.8	-0.26	0.58	-0.60	17.64	10.50
FTSE 100	7,678.8	-0.07	0.22	0.67	2.55	-0.12
DAX	12,561.4	-0.98	0.16	-1.05	0.92	-2.76
Nikkei 225	22,697.9	-0.29	0.44	0.63	12.67	-0.29
Hang Seng	28,224.5	0.76	-1.06	-4.96	5.55	-5.66
Brazil Bovespa	78,571.3	1.40	2.58	8.94	20.99	2.84
Mexico IPC	48,908.2	0.33	1.04	4.60	-4.37	-0.90

S&P 500 Sector Indices

S&P 500 Sector Indices	Last Close	1-Day (%)	1-Week (%)	1-Month (%)	1-Year (%)	YTD (%)
Materials	365.2	-0.41	-0.49	0.00	5.49	-3.61
Financials	457.6	0.20	2.22	1.00	11.11	-1.37
Consumer Disc.	892.4	-0.45	-0.45	-0.21	23.24	13.64
Consumer Staples	542.1	0.59	0.08	3.15	-4.21	-7.70
Energy	553.4	-0.35	-1.89	-0.20	14.41	3.75
Healthcare	1,003.3	-0.20	-0.82	1.91	7.11	4.91
Industrials	625.4	-0.11	0.88	1.53	6.22	-1.94
Information Tech.	1,277.0	0.09	0.10	1.28	28.64	15.44
Telecom	146.2	-0.49	-1.84	0.91	-2.94	-11.97
Utilities	265.1	-0.76	-0.54	4.04	-1.21	-0.86

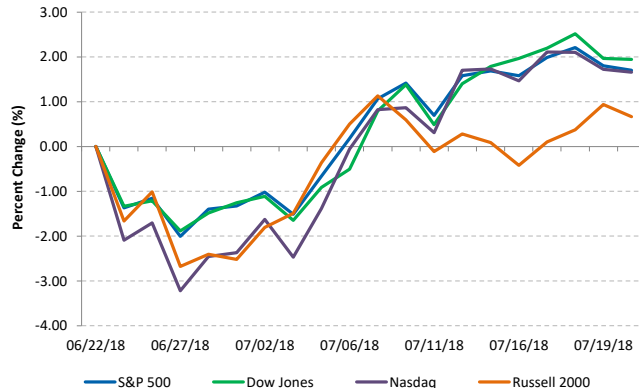
Commodities (NYMEX Front Month Contract)

Commodities	Last Close	1-Day (%)	1-Week (%)	1-Month (%)	1-Year (%)	YTD (%)
Gold	1,231.1	0.58	-0.81	-3.41	-1.16	-5.97
Silver	15.5	0.95	-1.68	-4.66	-4.60	-9.31
Copper	2.76	2.24	-0.70	-9.36	1.75	-16.50
Crude Oil	68.3	0.03	-3.87	3.88	45.89	12.98
Natural Gas	2.8	-0.43	0.18	-6.98	-9.10	-6.64
Cotton	0.87	-0.54	-0.87	3.45	26.24	10.75
Corn	3.69	1.10	4.02	4.16	-5.63	5.20
Sugar	0.11	1.37	1.46	-8.78	-22.83	-26.65
Wheat	5.16	2.33	3.82	5.68	2.03	20.84

Major Currencies

Major Currencies	USD	EUR	GBP	JPY	CAD	AUD
USD	1.000	0.855	0.762	111.145	1.315	1.351
EUR	1.170	1.000	0.891	129.998	1.538	1.580
GBP	1.312	1.122	1.000	145.845	1.726	1.773
JPY	0.009	0.008	0.007	1.000	0.012	0.012
CAD	0.760	0.650	0.579	84.506	1.000	1.027
AUD	0.740	0.633	0.564	0.973	0.973	1.000

Major US Indices 1-Month Trailing



Econ Calendar

Monday, July 23, 2018			
Indicator	Period	Expectation	Result
Existing Home Sales	Jun	5.45M	
Tuesday, July 24, 2018			
Indicator	Period	Expectation	Result
FHFA Housing Price Index	May	0.4%	
Wednesday, July 25, 2018			
Indicator	Period	Expectation	Result
MBA Mortgage Applications	07/21	NA	
New Home Sales	Jun	670,000	
Crude Inventories	07/21	NA	
Thursday, July 26, 2018			
Indicator	Period	Expectation	Result
Adv. Intl. Trade in Goods	Jun	-\$66.7B	
Adv. Wholesale Inventories	Jun	NA	
Durable Goods - Ex. Transport	June	0.4%	
Durable Orders	Jun	3.2%	
Initial Claims	07/21	215,000	
Continuing Claims	07/14	NA	
Natural Gas Inventories	07/21	NA	
Friday, July 27, 2018			
Indicator	Period	Expectation	Result
GDP - Adv.	Q2	4.1%	
GDP Deflator	Q2	2.1%	
Michigan Sentiment - Final	Jul	97.1	

Source: Briefing.com

### About Ipreo Analytics

Ipreo Capital Markets Services is an outsourced consultative service that serves as an extension of your team, focused on providing research, intelligence and data on the capital markets. If you have any questions, please contact Ipreo Capital Markets at CapitalMarkets@ipreo.com or 855-288-5995.

All deal data provided by Ipreo's Equity Deals Database, a comprehensive U.S. equities deals database providing quick and accurate deal information.

